



# CP MULTITHERM C Electric heater

## 1 Application

Heating of instrument enclosures in hazardous areas, designed for

- freeze protection
- condensation protection
- temperature maintenance
- vertical installation

## 2 Special Features & Advantages

- Vertical design allows for optimum installation adjacent to the instruments to be heated in the enclosure
- Available freeze-protection thermostat (TSxx) and a junction box can be provided
- High heat output resulting from a special, black anodized aluminium profile construction

## 3 Description

The very versatile MULTITHERM line consists of electric heaters designed to heat the air in the enclosure by convection.

Wherever possible, a heater designed for temperature class T3 should be selected. A temperature fuse is integrated in the heater that cuts off the power in case of a technical failure or excessive heating resulting from an external heat source. For reasons of operational safety the heater must only be operated under conditions that ensure that the trip temperature of the limiter will not be exceeded:

- Ensure effective convection by observing the necessary clearances as per sections 7 on the next page. Allow for good convection circulation in the enclosure and take care not to cover the fins.
- The TSxx thermostat or TC temperature controller can be supplied to limit or maintain the ambient temperature in the enclosure regarding to the maximum allowed temperature listed as per section 5.
- If higher heating capacities are required, several heaters can be operated in parallel with each other.

All Intertec explosion-proof heaters can also be supplied to European ATEX standard and are also available in a cost-saving non-explosion-proof design.

A temperature indicator shows potential problems and failures at an early stage (e.g. incorrect installation). Please check the application if more than 3 fields have irreversibly changed to black.



Warranty null and void if Heater strip has been removed from Heater.



## 4 Technical data

CSA Certification	1655545 (LR 43674)
Type of Protection	Cl. I, Div. 1, Group A,B,C,D, T3
Ingress protection	IP 68
Nominal voltage	120V AC
Connection cable	3 x 1,5 mm <sup>2</sup>
Connection size	½" NPT
Length of cable	39" / 1 m
Length, width	3" / 80 mm, 3" / 80 mm
Material	Seawater-proof aluminium, black anodized

## 5 Types

(Other types on request)

CP MULTITHERM CNA	75	100	150
Nominal power [W]	75	100	150
Temperature class	T3	T3	T3
max. maintenance Temperature	200°F	170°F	115°F
Height	6.1" / 155 mm		

CP MULTITHERM CPA	100	160	200	250
Nominal power [W]	100	160	200	250
Temperature class	T3	T3	T3	T3
max. maintenance Temperature	205°F	155°F	125°F	90°F
Height	8.9" / 225 mm			

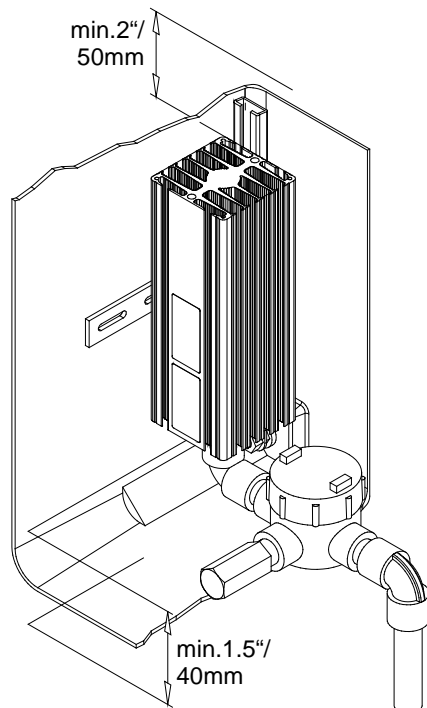
## 6 Options

TSxx JC	Thermostat kit with 3 port junction box
AM	Failure alarm opening at < 5 °C
3M	Connection cable 3 m long
24V	Nominal voltage 24 V AC/DC
230V	Nominal voltage 230 V AC
240-265V	Nominal voltage 240-265 V AC
277V	Nominal voltage 277 V AC
ATEX	European ATEX version also available
T4	Temperature Class T4 available on request



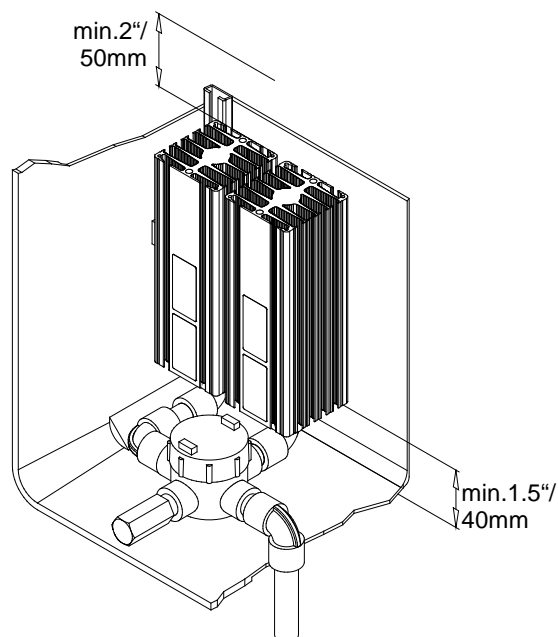
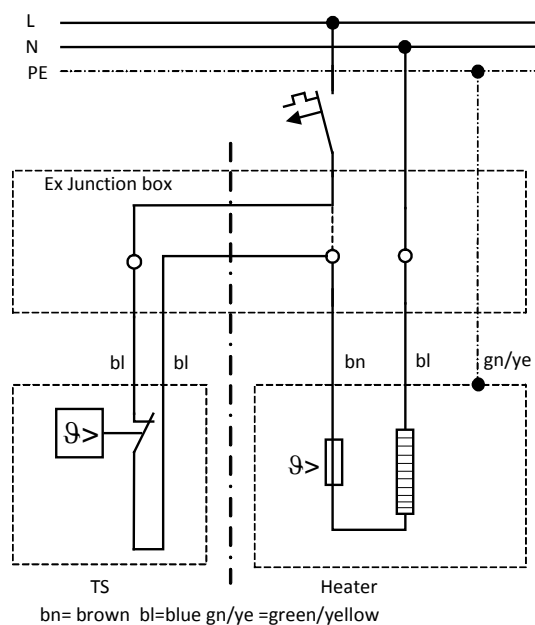
# CP MULTITHERM C Electric heater

## 7 Installation Position and Minimum Clearances



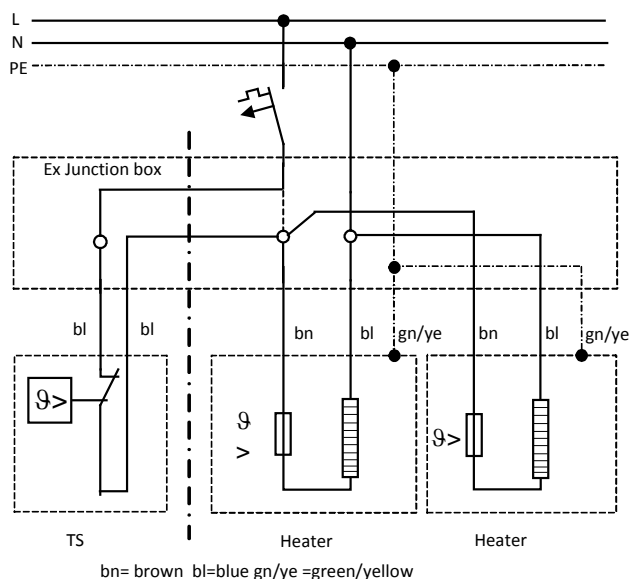
Picture 1

## 8 Electric Wiring



Picture 2

### Two Heaters joined together



## 9 Installation

When installing the heater, please make sure that the label remains clearly legible.

The INTERTEC universal mounting bracket that is supplied with the heater allows versatile installations.

Nuts and bolts are included in the mounting kit.

Strictly follow the MULTITHERM operating instructions during installation.