



PRODUCT SPECIFICATIONS

TubeTrace® Type SEI/MEI - HT

WITH ELECTRICAL HEAT TRACE
Isolated from High Temperature Extremes

APPLICATION

Freeze protection 5°C of steam lines. Continuous exposure to 399°C. TubeTrace HT is a pre-engineered electric traced tube bundle for steam sample lines and impulse lines to pressure transmitters. TubeTrace HT will provide water freeze protection in ambient conditions down to -45°C with 40 kph wind conditions.

In the past, tubing subject to high temperature exposure was heat traced with series resistance mineral insulated (MIQ) heat trace. MIQ heaters are custom made to fit each application, so long lead times and specific field measurements are often required. TubeTrace HT solves this with Thermon parallel resistance HPT heat trace isolated from direct contact with high temperature tubing.

TubeTrace HT bundles are designed to withstand continuous 399°C steam exposure temperature even when power is applied to the heat trace during ambient conditions of 5°C.

RATINGS

Watt density	33 W/m @ 10°C
Supply voltages ¹	120 or 240 Vac Nominal
Maintain temperature	5°C (Freeze protection)
Minimum design ambient	-45°C
Max. continuous exposure temp.	399°C
Minimum bend radius	406 mm

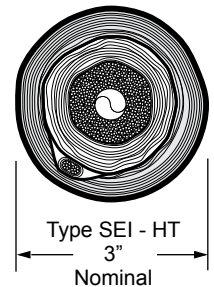
PRODUCT FEATURES

- “Touch safe” jackets protect personnel
- “Cut-to-length” for faster installation
- Rated for 399°C continuous exposure temperatures
- Designed for ambient sensing control at +5°C
- Freeze protect in ambient of -45°C



CONSTRUCTION

- 1 Process tube(s)
- 2 High temperature woven glass fiber thermal insulation
- 3 Heat reflective foil
- 4 HPT heat trace
- 5 Thermal diffusion foil
- 6 Non-hygroscopic glass fiber insulation
- 7 Polymer outer jacket (ATP or TPU)



BASIC ACCESSOIRES

END SEAL KIT

FAK-SSHT/HTX-1

- Up to 3.50” o.d.
- Single tube, single tracer

FAK-SSHT/HTX-2

- Up to 3.50” o.d.
- Dual tube, single tracer



Note

1. Higher voltages up to 480 Vac may be possible: contact Thermon for design assistance.

THERMON The Heat Tracing Specialists®



European Headquarters: Boezemweg 25 • PO Box 205 • 2640 AE Pijnacker • The Netherlands • Phone: +31 (0) 15-36 15 37
Corporate Headquarters: 100 Thermon Dr • PO Box 609 San Marcos, TX 78667-0609 • Phone: 512-396-5801 • 1-800-820-4328
For the Thermon office nearest you visit us at . . . www.thermon.com

Form CLX0017U-0714 • © Thermon Manufacturing Co. • Printed in U.S.A. • Information subject to change.



PRODUCT SPECIFICATIONS

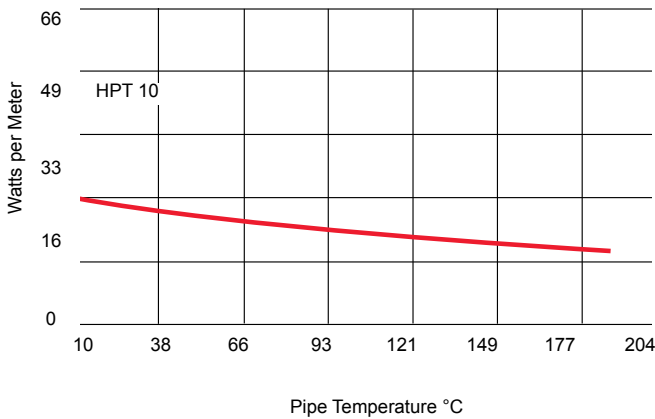
TubeTrace® Type SEI/MEI - HT

WITH ELECTRICAL HEAT TRACE
Isolated from High Temperature Extremes

POWER OUTPUT CURVES

The power outputs shown apply to cable installed on insulated metallic pipe (using the procedures outlined in IEEE Standard 515) at the service voltages stated below. For use on other service voltages, contact Thermon.

Catalog Number 120 Vac	Zone Length cm	Catalog Number 240 Vac	Zone Length cm	Power Output at 10°C
HPT 10-1	46	HPT 10-2	61	33



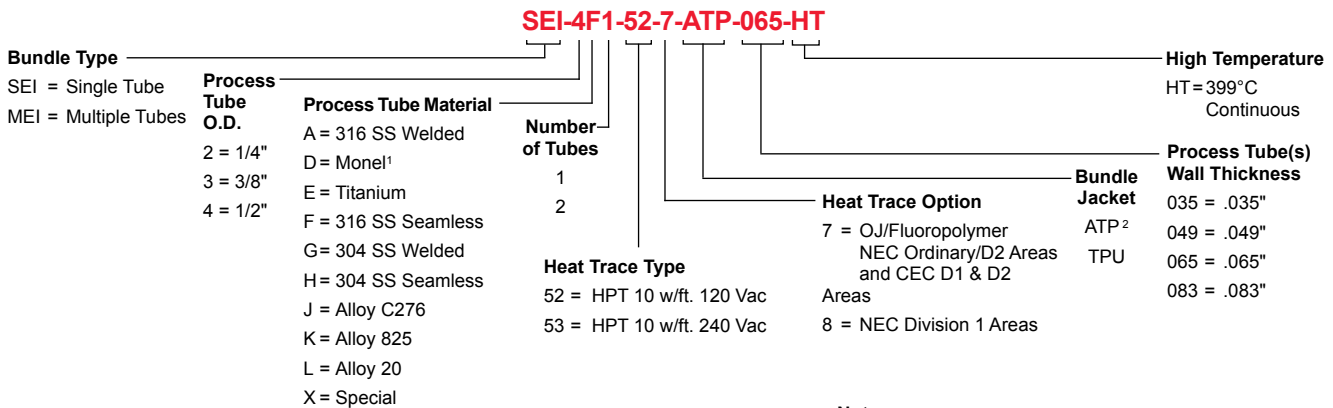
CIRCUIT BREAKER SIZING

Maximum circuit lengths for various circuit breaker amperages are shown below. Breaker sizing should be based on the National Electrical Code, Canadian Electrical Code or any other applicable code. The National Electrical Code and Canadian Electrical Code require ground-fault protection of equipment for each branch circuit supplying electric heating equipment. Check local codes for ground-fault protection requirements.

120 Vac Service Voltage		Max. Circuit Length vs. Breaker Size m			
Catalog Number	Start-Up Temperature °C	20A	30A	40A	50A
HPT 10-1	10	47	73	91	--
	-18	44	66	91	--
	-29	41	64	88	91
	-40	40	61	84	91

240 Vac Service Voltage		Max. Circuit Length vs. Breaker Size m			
Catalog Number	Start-Up Temperature °C	20A	30A	40A	50A
HPT 10-2	10	95	148	183	--
	-18	85	133	183	--
	-29	82	128	177	183
	-40	79	122	168	183

HOW TO SPECIFY



Notes

1. Monel is a trademark of Inco Alloys International, Inc.
2. Black ATP is standard.

CERTIFICATIONS/APPROVALS

Certificate FM13 ATEX 0052
in accordance with the EU ATEX Directive 94/9/EC

FM Approvals
Ordinary and Hazardous (Classified) Locations

International Electrotechnical Commission
IEC Certification Scheme for Explosive Atmospheres
FMG 13.0020

Underwriters Laboratories Inc.
Hazardous (Classified) Locations

BSX has additional hazardous area approvals including:
• DNV • Lloyd's • TIIS • CCE/CSIR • GOST-R
Contact Thermon for additional approvals and specific information.