

ExVENT 3025 Electric motor with and without fan

1 Application

Explosion-proof small electric motor for use in:

- Fans: e.g.
 - for improved temperature distribution in heated analyzer cabinets
 - for improved heat exchange performance of heating or cooling systems
- Pumps:
 - for sampling systems
- Transmissions:
 - for servo drives of valves

2 Special advantages

- encapsulated stainless steel ball bearings
- stainless steel shaft
- mounting is possible in all positions
- operating temperature range from -60 to +60°C
- 2 fan diameters: 152 mm and 175 mm

3 Description

ExVENT is an encapsulated shaded-pole motor offering a variety of possible applications. It has an integrated temperature limiter which separates the motor from the mains in case of external heating-up or blockage for Ex-protection reasons. This temperature limiter may only be factory repaired. For operational reliability reasons the motor may only be operated in conditions such as to exclude that the response temperature of the limiter is exceeded. Options include an integrated failure alarm contact which allows to trigger a signal or the premature shut-off if there is any risk of excessive temperatures (incident). The failure alarm system if connected in series may also be used to avoid any maloperation.

Caution: Motor then switches within the hysteresis. Remove the cause of the fault!



4 Explosion Protection

EC Examination certificate	PTB 10 ATEX 2023
IEC Scheme Certificate	IECEX PTB 11.0016X
Marking	II 2 G Ex mb IIC T4

5 Technical data

Nominal voltage	230-250 V AC 50 Hz
Nominal current	1 A
Nominal output	25 W
Operating temperature range	-60° to +60° C
Insulation class	H
Temperature class	T4
Nominal speed	3000 rpm
Connection cable	silicon cable, notch- and oil-resistant, 3x1,5 mm ² Ø8,4 mm
Length of connection cable	1 m
Dimensions (H x W x D)	75 x 120 x 117 mm
Fan blade	Ø 152 mm

6 Options

ExVENT 3025	Motor
ExVENT 3025 L 175 PA	Fan blade Ø 175 mm
3M	Connection cable 3 m long
IEAO-01-SET	Junction box with melting fuse

(Other types on request)



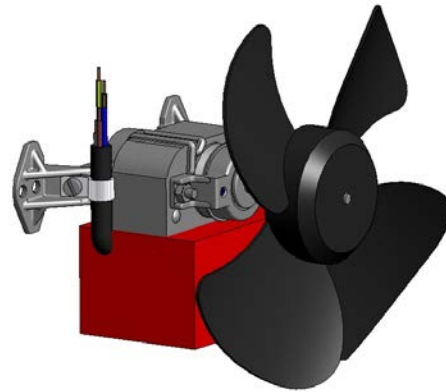
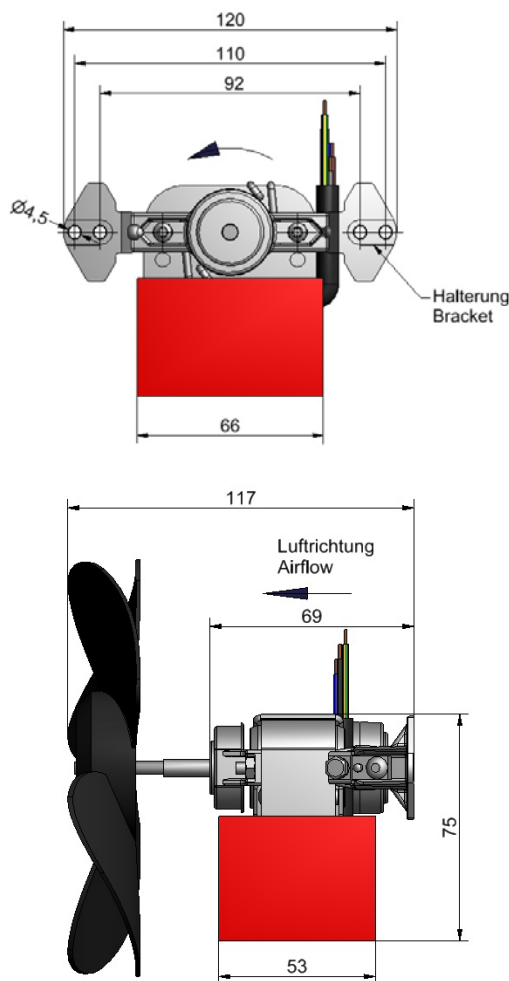
ExVENT 3025 Electric motor with and without fan

7 Mounting position, minimum clearances

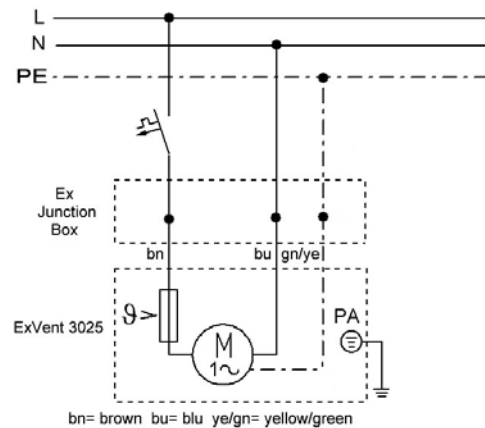
Any mounting position. Assembly may be performed on the bracket. Insert 2 mm thick washers at mounting flanges to avoid any sliding contact of the auxiliary fan.

During installation attention should be paid to the following:

- the included ExVENT [CO611](#) operating instructions
- the type plate must remain legible



8 Connection diagram



8.1 Performance characteristic with ExVENT 3025 L...

