Parker Legris: Connection Solutions for Industrial Fluids

aerospace
climate control
electromechanical
filtration
fluid & gas handling
hydraulics
pneumatics
process control
sealing & shielding

Parker

ENGINEERING YOUR SUCCESS.

Serving as a true shop window for Parker Legris' knowledge and expertise, this new catalogue strives to provide the day-to-day support you need when designing your industrial equipment.

This new edition has been written in an informative style and describes our entire range of products and services. We have developed the content, structure and layout to enable you to find the products and information you require as quickly as possible.

Many new products have been introduced, widening the choice of solutions available in order to meet your requirements more effectively.

For advice or more information, please do not hesitate to contact us. Visit our web site today: www.parkerlegris.com.

Parker

legris

A Century of Dedication and Enthusiasm...

Inventor of the push-in fitting, Legris joined the Parker Hannifin Corporation, world leader in motion and control technologies, in October 2008.

3 Industrial Activities

Optimising the transport and control of many fluids (compressed air, liquids, gas) through innovative product design has been the motto of our teams for more than 100 years.

Today, Parker Legris' expertise is divided into three business activities:

Legris Connectic: fittings, couplers, function fittings, valves, tubing and accessories for industrial applications.

Legris Transair: air and fluid distribution systems for industrial buildings.

Legris Autoline: push-in connection solutions for automobile fuel lines.

150 Years of History

Our experience and expertise in the design, manufacturing and marketing of high-quality connectors allow us to provide our customers with solutions adapted to a variety of applications.

1848 Legris, a small valve manufacturer in France

1969 Invention of LF 3000®, the first push-in fitting for compressed air

1988 Legris becomes a division of the Legris Industries Group

1996 Launch of Transair®

1997 Launch of Autoline

2008 Acquisition of Legris by the Parker Hannifin Corporation

2009 Legris becomes Parker Legris, a division of the Parker group



...Supporting Industrial Connectivity

Parker Legris Sites

Parker Legris has 9 locations distributed across Europe.

France: Annemasse, Baillé, Guer, Guichen, Malestroit, Muzillac, Rennes

Belgium: Herstal

Spain: Terrassa

Industrial Applications

Our products are used everywhere fluid control is required.

Our knowledge and expertise are deployed in a variety of sectors: production automation, packaging, transport, food process, and the medical industry.

Parker Legris is also involved in innovative sectors such as renewable energy, information and communication technologies.

Our Distribution Network

We encourage local support and long-term partnerships with our customers.

Through our many sales outlets, professionals are on hand to provide you with technical advice and to offer you a wide choice of products local to your sites.

Do not hesitate to contact them for further information and advice.

1940



2012

Your Applications Inspire Our Innovation

Innovation is Parker-Legris' number one priority in order to provide solutions that meet your technological, energy reduction and environmental challenges.

Our expertise is continually improving

We continually invest in our tools in order to anticipate market requirements in terms of industrial efficiency. Furthermore, our long-term partnerships with the most qualified organisations (universities, skills hubs, etc.) enable us to incorporate the latest technological advances in our product development. Lastly, constantly incorporating your needs into the design of our products keeps us at the forefront of the new industrial challenges.

Together, we can build advanced and unique connector solutions

Here are a few examples:

To increase the efficiency of your systems

The new LIQUIfit+, with its ecological design, combines full flow and quick connection to stainless steel tubes without grooving. This range guarantees the quality and non-contamination of the fluids conveyed, plus reduced operating costs.

To prolong the life of your equipment

Developed for railway applications and demanding industrial markets, our new high strength flame-resistant tubing combines unequalled flame resistance with very high mechanical strength and ease of installation.

To limit energy costs

The new range of energy-saving blowguns allows you to reduce the air flow, thus limiting its energy consumption while maintaining blowing efficiency.

This catalogue also contains details of our latest products:

LF 3000® 16 mm, LIQUIfit®, PFA tubing, piloted non-return valve, adjustable non-return valve, blowgun kits and many other components.

Quality and Safety, the Basis of Our Commitment

Our target is to provide our customers with the best solution and the highest quality. Certified ISO/TS 16949, Parker Legris includes customer quality at the heart of its processes.

Invest in quality for increased productivity

The cost of a production stoppage due to a defective part is greater than the cost of all the connectors in the machine. Choosing the quality of the components in your machine is thus of primary importance; it also guarantees the safety of your employees. Furthermore, investing in quality increases your productivity over the long term and contributes to maintaining your brand image.

We guarantee the quality and traceability of our solutions

Our products are fully inspected and dated individually during production in order to ensure quality and traceability.

We commit our name and our image to yours through the quality of our products.

We protect your connectors to give you peace of mind

Our company exceeds its statutory responsibilities with regard to the safety of individuals and systems.

Certification and qualification processes are integrated upstream of our developments.

We ensure the performance of your installations

Our product ranges are designed with a high safety factor and comply with quality management processes.



Our Services Contribute to Your Performance

Our services integrate easily into your processes. Whether during the design phase, for promotion, or for administrative, business, or stock management of your components, our skills are here for you to use.

Customised Products

We can help you develop customised solutions: fittings, manifolds, valves, etc.

EDI Transmission

Implementation of computerised data exchange.

Improved Stock Management

Packaging, bar codes and customised labels according to your needs.

Technical Specifications

All the technical data for our products is available on-line.

2D and 3D Drawings

The CAD drawings of our products are available on-line in the 21 main formats used by the industry (Solidworks, Autocad, Pro/E, etc.).



Certificates and Regulations

Certificates of conformity for our products are available on our web site. Contact us for any further information you require.

e-Tools

Requests for quotations, stock availability, energy-saving calculators, searching for cross-references, etc. are available on-line.

Communication Tools

We can provide you with any promotional sales material you require: brochures, flash animations, sample kits, etc.

e-Catalogue

Integration of our product data into your information systems (e-procurement, e-commerce site, etc.).

Parker Legris

Industrial Connector Systems

Directives and Regulations: the Parker Legris Offer

Parker Legris complies with the directives and regulations listed below and goes beyond its statutory obligations for the ranges in question.

European RoHS directives: 2011/65/EC
Relating to the limitation of the use of 6 hazardous substances in electrical and electronic equipment (mercury, lead, cadmium, hexavalent chromium, PBB and PBDE).

REACH regulation: no. 1907/2006
As product manufacturer, we are subject to article 33 of the regulation which defines a duty to inform when a candidate substance is present at more than 0.1% weight for weight.

Pressurised equipment directive: 97/23/EC
This directive regulates the design, manufacture and assessment of pressurised equipment to ensure operating safety.

ATEX directive: 94/9/EC mandatory since 01/07/2003
This directive is mandatory for electrical and non-electrical equipment used in explosive gaseous or dusty atmospheres. The use of our products in these areas must be determined in accordance with the ATEX environment.

Regulation 1935/2004
This framework regulation relates to materials and objects designed to come into contact with foodstuffs. It describes specific measures per product group (Art. 5).

CFR 21: Code of Federal Regulation
Title 21: Food and Drugs
This code consists of lists of prohibited substances for materials intended to come into contact with foodstuffs.

NSF 51: NSF / ANSI-51
Fittings and tubes complying with this standard are tested and approved by NSF for contact with drinks and foodstuffs.

NSF 61: NSF / ANSI-61
Fittings and tubes complying with this standard are tested and approved by NSF for contact with drinking water.

NSF 42 and 58: NSF/ANSI-42/58
Tubes complying with this standard are tested and approved by NSF for drinking water treatment systems.

ACS: Attestation de Conformité Sanitaire (France)
Official approval issued by the Direction générale de la Santé Française (French Health Directorate), applies to constituent materials of equipment in contact with water intended for human consumption.

KTW: Kunststoffe und Trinkwasser (Germany)
Guidelines for the health evaluation of equipment in contact with drinking water, assessment and certification carried out by the TZW.

W270: Food contact standard (Germany)
Standard describing a test method for determining the microbial growth on non-metal materials designed to come into contact with drinking water. Test and certification carried out by the TZW.

WRAS: Water Regulations Advisory Scheme (UK)
Fittings approved by this programme are declared compliant for water supply by WRc - NSF.

DM 174: Ministerial decree (Italy)
Declaration of hygiene compliance for equipment used for drinking water, tested and certified by the TIFQ.

The Parker Legris product range offers compliance with numerous European standards associated in particular with the directives and regulations referred to above. The official texts of these directives are available on the site: http://eur-lex.europa.eu.

Together, We Can Build Sustainable Development

Parker Legris, ISO 14001 certified, has made the conservation of resources and protection of the environment a major priority. We have incorporated improved environmental management as a permanent feature in the vision and mission of the company, aiming to benefit nature, technology and mankind.

Protecting natural resources
By saving energy through the performance of our production facilities.

Improving performance
By changing habits in order to promote new materials and concepts.

Asserting our values for the protection of the environment
By having all our sites ISO 14001 certified in order to unify all our employees around clear objectives regarding the management of the environment.

Our actions are coupled with your environmental process

Reducing the impact on industrial sites

Parker Legris has integrated environmental protection management into the operation of its industrial sites. This approach has enabled 85% of waste to be recovered and has reduced energy consumption by 15%.

Offering ecologically responsible products

Under its continuous improvement process, Parker Legris has integrated ecological design as an input parameter to innovation and uses Life Cycle Assessment (LCA) to optimise the environmental impact of its products.

Providing information on the PEP (Product Environmental Profile)

This communication tool is common to all industries and professions and delivers a reliable and clear message for promoting ecological advances and incorporating this data within the LCA equipment.

Getting ahead of regulations

Parker Legris goes beyond its statutory obligations and endeavours to find a good match between choice of materials, limitation of hazardous substances, selection of recycling channels and industrial performance to encourage the recycling of products at end of life.

Using our technology reduces the environmental impact

LIQUIfit®

Tube-to-Tube Connector

Market Standard

Tube-to-Tube Connector

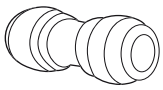

- Parker Legris
- Market Standard in PP
- Market Standard in POM

Stud Elbow

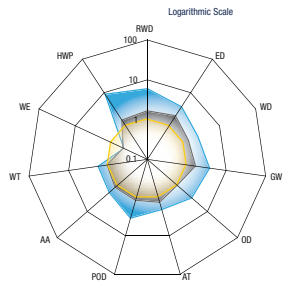

Tube-to-Tube Connector

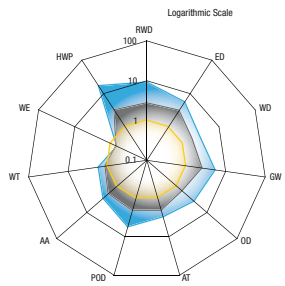

Stud Fitting

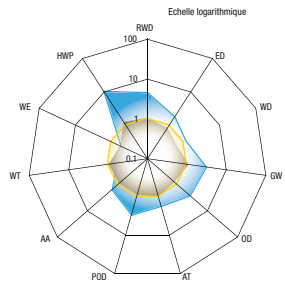

RWD: Raw Material Depletion
ED: Energy Depletion
WD: Water Depletion
GW: Global Warming

OZ: Ozone Depletion
AT: Air Toxicity
POC: Photochemical Ozone Creation
AA: Air Acidification

WT: Water Toxicity
WE: Water Eutrophication
HWP: Hazardous Waste Production

Technical Guidelines

Compressed Air Flow and Pressure Drop

Flow represents the quantity of compressed air passing through a section per unit time. It is expressed in l/min, m^3/min or m^3/h, at the value expressed in free air, under Standard Reference Atmospheric conditions (ANR) namely: **+20°C, 65 % relative humidity, 1.013 bar**, according to standards NFE 48100 and ISO R554, R558.

When in open position and subject to a supply pressure (**P**), the pneumatic component provides a flow (**d**) which generates a pressure drop at the outlet. The pressure difference therefore between the inlet orifice (upstream pressure) and the outlet orifice (downstream pressure), is called the **pressure drop** and is designated by **Δp** (pressure differential).

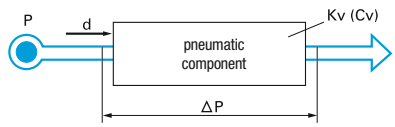

The **maximum allowable working pressure** of a component is the effective pressure to which this component may be subjected in a given installation.

The **upstream pressure** is the compressed air pressure at the component inlet.

The **downstream pressure** is the outlet pressure from the component.

The **differential pressure (ΔP)** is the pressure difference between the upstream and downstream pressures.

In order to have simple and usable values available for carrying out calculations and comparing the performances of pneumatic components, we use a flow factor called **Kv**. This experimental factor characterises the flow capacity of a component. It equates to the practical value of the flow of water in litres/minute under a Δp of 1 bar with bore fully open.
The flow factor Kv equates to a coefficient of conductivity - the higher its value, the better the flow provided by the component.

The Kv and pressure drop are linked by the following relationship:

$$Qv = 26.7\ Kv \sqrt{\Delta p \times P\ upstream}$$

Qv = flow in l/min (ANR)
Kv = flow factor
Δp = in bar
P upstream: in bar absolute

Cv is a flow factor equivalent to Kv, but expressed in US gallons per minute under a Δp of 1 PSI. Kv and Cv are therefore linked by the following relationships:

$$Kv = 14.3\ Cv \quad - \quad Cv = 0.07\ Kv.$$

The flow indicated for certain products in the Parker Legris catalogue is the average flow at 6 bar expressed in Nl/min of depressurised air at the Standard Reference Atmosphere (ANR).

Pressure

The normal atmospheric pressure of the air is 1.013 bar at sea level (0 m altitude). It is generally used as a reference for pressure measurements but varies with altitude. For tests and measurements, it is preferable to use absolute bar which relates to an absolute pressure.

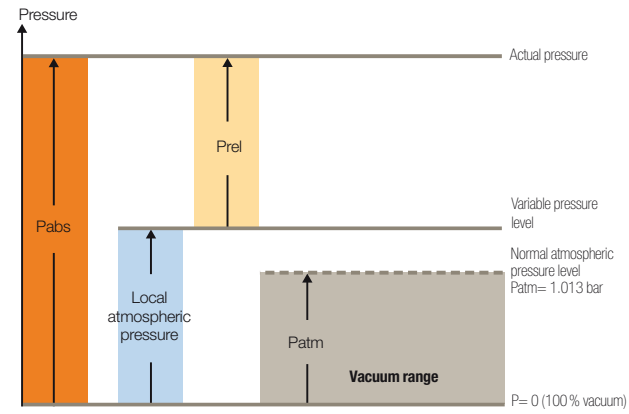

Pabs = Patm + Prel
Pabs : absolute pressure
Prel : relative pressure
Patm : atmospheric pressure

The pressure is expressed in bar according to industrial practice. It is the result of a force of daN applied to a surface area in cm^2.

$$1\ bar = \frac{1\ daN}{1\ cm^2} = 10^5\ pascal$$

Vacuum and Vacuum Levels

Vacuum appears when the atmosphere is rarefied. By removing the air from an enclosed space, a depression (or vacuum) is created relative to atmospheric pressure.
Vacuum therefore relates to the state of a fluid where the pressure is less than atmospheric pressure.

The vacuum level may be expressed as:
depression level = relative pressure value compared to atmospheric pressure
vacuum level in absolute value (defined in comparison with absolute zero)

The common unit of vacuum is the millimetre of mercury (**mm Hg**).

Classification of vacuum

• medium vacuum	1013	to	10 mbar absolute
• primary vacuum	10	to	10^{-3} mbar absolute
• secondary vacuum	10^{-3}	to	10^{-6} mbar absolute
• molecular vacuum	10^{-6}	to	10^{-9} mbar absolute
• ultra-vacuum			$< 10^{-9}$ mbar absolute

Conversion Tables

Units Used in this Catalogue

Symbol	Unit
A	ampere
bar	bar
°C	degree Celsius
dBA	decibel
Hz	hertz
kg	kilogram
m	metre
m²	square metre
m³/h	cubic metres per hour
min	minute
mm	millimetre
mm Hg	millimetres of mercury
N	Newton
Nl	litres at standard reference atmospheric pressure (ANR)*
V	volt

* Parker Legris carries out its tests under normal pressure and temperature conditions (1013 mbar, +20°C). All flows mentioned in this catalogue are therefore expressed in Nl/min.

Units of Flow

L/min	Cfm	m³/h
600	21	36
1200	43	72
1800	64	108
2400	85	144
3000	106	180
3600	128	216
4200	149	252
4800	170	288
5400	191	324
6000	213	360
6600	234	396
7200	255	432
7800	277	468

Units of Vacuum

Depression (mm Hg)	Vacuum (%)	Absolute Pressure (mbar)	Depression (mbar)
0	0	1000	0
-75	10	900	-100
-100	13.3	867	-133
-150	20	800	-200
-200	26.7	733	-267
-225	30	700	-300
-300	40	600	-400
-375	50	500	-500
-400	53.3	467	-533
-450	60	400	-600
-500	66.7	333	-667
-525	70	300	-700
-600	80	200	-800
-675	90	100	-900
-690	92	80	-920

Units of Pressure

1 bar = 100.000 Pa = 100 kPa = 14.5 psi
1 Pa = 0.00001 bar = 0.000145 psi
1 psi = 0.069 bar = 6897.8 Pa

bar	kPa	psi	psi	kPa	bar
0.0005	0.05	0.0073	0.007	0.05	0.0005
0.001	0.10	0.0145	0.015	0.1	0.0010
0.005	0.5	0.0725	0.070	0.48	0.0048
0.01	1	0.145	0.150	1.04	0.0104
0.05	5	0.725	0.700	4.83	0.0483
0.069	6.9	1.000	1.000	6.90	0.0690
0.1	10	1.450	1.500	10.35	0.1035
0.25	25	3.625	3.000	20.70	0.2070
0.5	50	7.250	7.000	48.30	0.4830
0.75	75	10.875	10.000	69.00	0.690
1.0	100	14.500	15.000	103.50	1.0350
1.5	150	21.750	20.000	138.00	1.380
2.0	200	29.000	25.000	172.50	1.725
2.5	250	36.250	30.000	207.00	2.070
3.0	300	43.500	35.000	241.50	2.415
3.5	350	50.750	40.000	276.00	2.760
4.0	400	58.000	50.000	345.00	3.450
4.5	450	65.250	60.000	414.00	4.140
5.0	500	72.500	70.000	483.00	4.830
5.5	550	79.750	80.000	552.00	5.520
6.0	600	87.000	90.000	621.00	6.210
7.0	700	101.500	100.000	690.00	6.900
8.0	800	116.000	110.000	759.00	7.590
9.0	900	130.500	125.000	862.50	8.625
10.0	1000	145.000	150.000	1035	10.350
12.0	1200	174.000	175.000	1207.5	12.075
14.0	1400	203.000	200.000	1380	13.800
16.0	1600	232.000	225.000	1552.5	15.525
18.0	1800	261.000	250.000	1725	17.250
20.0	2000	290.000	300.000	2070	20.700

Units of Temperature

0 °C = +23 °F
0 °F = -17.8 °C

°F	°C	°C	°F
-40	-40.0	-40	-40
-30	-34.4	-30	-22
-20	-28.9	-20	-4
-10	-23.3	-10	+14
0	-17.8	0	+32
+10	-12.2	+10	+50
+20	-6.7	+20	+68
+30	-1.1	+30	+86
+40	+4.4	+40	+104
+50	+10.0	+50	+122
+60	+15.6	+60	+140
+70	+21.1	+70	+158
+80	+26.7	+80	+176
+90	+32.2	+90	+194
+100	+37.8	+100	+212
+110	+43.3	+110	+230
+120	+48.9	+120	+248
+130	+54.4	+130	+266
+140	+60.0	+140	+284
+150	+65.6	+150	+302
+160	+71.1	+160	+320
+170	+76.7	+170	+338
+180	+82.2	+180	+356
+190	+87.8	+190	+374
+200	+93.3	+200	+392
+210	+98.9	+210	+410
+220	+104.4	+220	+428
+230	+110.0	+230	+446
+240	+115.6	+240	+464
+250	+121.1	+250	+482

Fitting Threads

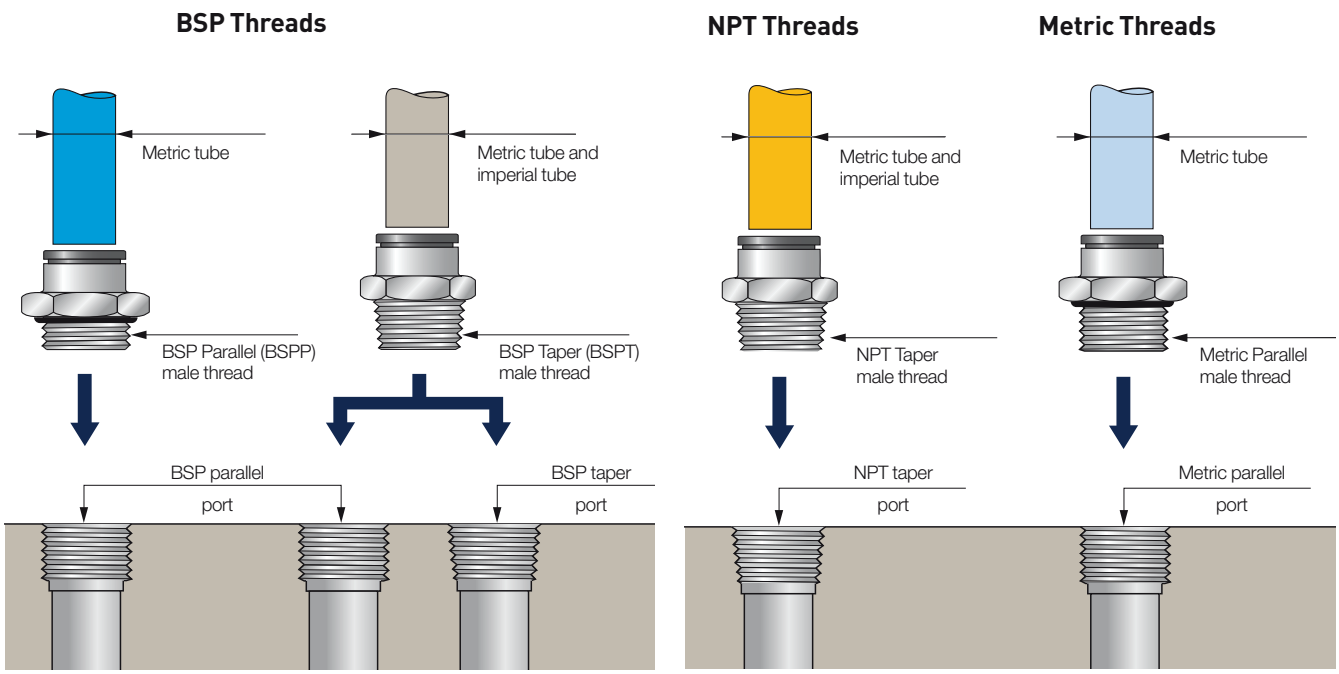

BSP Threads (British Standard Pipe)

There are two types of "Pipe" profile threads:

- **Parallel (BSPP):** these threads fit in matching parallel ports. Sealing is provided by an O-ring gasket or a sealing washer.
- **Taper (BSPT):** these threads fit in matching parallel or taper ports. Sealing is provided by a pre-coating on the thread.

Thread designation

- **BSP Parallel (BSPP):**

G followed by the denomination, according to standard ISO 228-1.
Example: 1/8 BSP parallel thread = G1/8

- **BSP Taper (BSPT):**

R followed by the denomination, according to standard ISO 7-1.
Example: 1/8 BSP taper (BSPP) thread = R1/8

- **Female threads:**

BSP parallel: G followed by the designation
BSP taper: R followed by the designation

NPT Threads (National Pipe Thread)

This is an American standard taper thread which fits into the matching taper port. Sealing is provided by a pre-coating on the thread.
Example: 1/8 NPT thread = 1/8 NPT

Metric Threads

These ISO-profile threads are parallel and are fit into the matching parallel port. Sealing is provided by an O-ring or a sealing washer.

Thread designation

- M depending on the diameter and pitch in millimetres, separated by a multiplication sign, in accordance with standards ISO 68-1 and ISO 965-1.

Example: metric thread diameter 7 with a pitch of 1 mm = M7x1

Thread Identification

BSP Thread	Code	NPT Thread	Code
1/8	**10**	1/16	**08**
1/4	**13**	1/8	**11**
3/8	**17**	1/4	**14**
1/2	**21**	3/8	**18**
3/4	**27**	1/2	**22**
1"	**34**	3/4	**28**
1¼"	**42**	1"	**35**
1½"	**49**	1¼"	**43**
2"	**48**	1½"	**50**
		2"	**44**

Metric Thread	Code	Metric Thread	Code	Metric Thread	Code
M3x0.5	**09**	M12x1.25	**66**	M22x1.5	**82**
M5x0.8	**19**	M12x1.5	**67**	M24x1.5	**83**
M6x1	**52**	M13x1.25	**68**	M27x1.5	**85**
M7x1	**55**	M14x1.25	**70**	M30x2	**88**
M8x1	**56**	M14x1.5	**71**	M33x1.5	**90**
M8x1.25	**57**	M16x1.25	**74**	M39x1.5	**36**
M10x1	**60**	M16x1.5	**75**	M42x1.5	**37**
M10x1.5	**62**	M18x1.5	**78**	M42x2	**96**
M12x1	**65**	M20x1.5	**80**	M48x2	**98**

Principle and Advantages of Our Coupling Systems

A very large number of technical solutions exist for connecting two pipes together. Leader in industrial connection systems, Parker Legris offers a very wide range of technologies and materials to cover all requirements.

Push-In Fittings

Tube retention with gripping ring



Tube retention with collet



Tube retention with reversed collet



Principle

Connected and sealed simply by pushing the tube into the fitting.
Disconnected by pushing on the release button.

Tube retention with gripping ring:
- No damage to the tube
- Ideal for polymer tubes
- Particularly compact

Tube retention with collet:
- Robust solution for harsh environments
- Resistant to high pressure, excellent lifespan
- Ideal for grooved metal tubes

Tube retention with reversed collet:
- Protected disconnection
- Can withstand very high pressures
- Double sealing

Advantages

Allows flexible and modular systems to be produced quickly.

Provides a compact and lightweight connection solution.

Facilitates installation due to a swivelling body.

Reliability of the connection ensured through the one-piece design.

Suitable for use with a wide range of tubes.

Prolongs the lifespan of your systems.

Compression Fittings

Principle

Connection and sealing achieved by crimping a metal olive onto a tube.
The seals are metal to metal.

Advantages

Can withstand very high pressures and temperatures.

Allows all types of tube to be connected, both polymer and metal.

Increases the lifetime of the coupling.

Spigot Compression Fittings



Principle

Connection and sealing by the distortion and gripping of a plastic tube.

Advantages

Intended for the connection of very flexible or non-calibrated tubes.

Couplers



Principle

A probe with an international profile connects the circuit to the coupler. Certain couplers have a safety device which enables the circuit to be vented before releasing the probe.

Advantages

Suitable for frequent connection and disconnection.

Product Selection Table

Push-In Fittings	Materials	Fluids	Maximum Pressure (bar)	Temperature		Performance in Aggressive Environments	
				Min.	Max.	Mechanical	Chemical
LF 3000®	Technical polymer/brass/NBR	Compressed air	20	-20°C	+80°C	Good	Moderate
LIQUIfit®	Bio-sourced polymer/EPDM	Liquids	16	-10°C	+95°C	Moderate	Good
LF 3200	Nickel-plated brass/NBR	Compressed air	20	-15°C	+80°C	Excellent	Moderate
LF 3600	Chemical nickel-plated brass FDA/FKM	All brass-compatible fluids	30	-20°C	+150°C	Excellent	Good
LF 6100	Brass/NBR	Oil, analytical gases	60	-40°C	+120°C	Excellent	Moderate
LF 3800 / LF 3900	316L - 303 stainless steel/FKM	All fluids	30	-20°C	+150°C	Excellent	Excellent

Cartridges and Customised Products

LF 3000®	Technical polymer/brass or chemical nickel-plated brass/NBR	Compressed air	20	-20°C	+80°C	Good	Moderate
LIQUIfit®	Bio-sourced polymer/EPDM	Liquids	16	-10°C	+95°C	Moderate	Good
LF 3600	Chemical nickel-plated brass FDA/FKM	All brass-compatible fluids	30	-20°C	+150°C	Excellent	Good
LF 3800 / LF 3900	316L - 303 stainless steel/FKM	All fluids	30	-20°C	+150°C	Excellent	Excellent
TL	Brass/NBR	Compressed air	16	-25°C	+80°C	Good	Moderate

Technical Tubing and Hose

Semi-Rigid PA	Semi-rigid bio-sourced polyamide	Compressed air, industrial fluids	50	-40°C	+100°C	Good	Good
Rigid PA	Rigid polyamide	Compressed air, industrial fluids	58	-40°C	+80°C	Good	Good
Fireproof High Resistance PA	Polyamide with flame-retardant additive	Coolants, industrial fluids (lubricants), compressed air	50	-40°C	+100°C	Excellent	Moderate
Anti-Spark PA and PU with or without PVC sheath	Semi-rigid polyamide with PVC sheath Polyurethane ether with PVC sheath Single-layer polyurethane ester with flame-retardant additive	Compressed air, coolants, industrial fluids	36 (PA) 14 (PU)	-20°C	+70°C +80°C	Excellent	Good
PU single and multi-tube	Polyurethane ester Polyurethane ether "Crystal" food-quality polyurethane ether	Compressed air, industrial fluids (water) or food industry fluids	12	-20°C	+70°C	Excellent	Moderate Good Good
Antistatic PU	Polyurethane filled with conductive particles	Compressed air	10	-20°C	+70°C	Excellent	Moderate
Advanced PE	Polyethylene, 50% reticulated	All fluids	16	-40°C	+95°C	Good	Excellent
FEP	Fluoropolymer: fluorinated ethylene-propylene	All fluids	28	-40°C	+150°C	Good	Excellent
PFA	Fluoropolymer: high purity and coloured perfluoroalkoxy FDA	All fluids	36	-196°C	+260°C	Excellent	Excellent
Antistatic PFA	Fluoropolymer: perfluoroalkoxy filled with conducting particles	All fluids	36	-196°C	+260°C	Excellent	Good
Self-Fastening NBR	NBR with polyamide braid	Compressed air, coolants	16	-20°C	+100°C	Excellent	Good
Braided PU	Polyurethane with polyester braid	Compressed air, industrial fluids	15	-40°C	+75°C	Excellent	Good

Function Fittings

Polymer Flow Regulators	Technical polymer/nickel-plated brass	Compressed air	10	0°C	+70°C	Good	Moderate
Metal Flow Regulators	Treated brass/nickel-plated brass	Compressed air	10	0°C	+70°C	Excellent	Moderate
Stainless Steel Flow Regulators	316L stainless steel	Compressed air	40	-15°C	+120°C	Excellent	Excellent
Blocking Fittings	Nickel-plated brass	Compressed air	10	-20°C	+70°C	Excellent	Good
Piloted Non-Return Valve	Technical polymer/nickel-plated brass	Compressed air	10	-5°C	+60°C	Good	Moderate
Non-Return Fitting	Technical polymer/nickel-plated brass	Compressed air	10	0°C	+70°C	Good	Moderate
Silencers	Polymer, sintered bronze, nickel-plated brass, 316L stainless steel	Compressed air	12	-20°C	+180°C	Good	Moderate

Compression Fittings	Materials	Fluids	Maximum Pressure (bar)	Temperature		Performance in Aggressive Environments	
				Min.	Max.	Mechanical	Chemical
Brass Fittings	Brass	Compressed air, industrial fluids	550 (depending on the type of tubing used)	-40°C	+250°C	Excellent	Good
Stainless Steel Fittings	316L stainless steel	All fluids	400 (80 bar in aggressive environment)	-40°C	+250°C	Excellent	Excellent
PL Spigot Fittings	Nickel-plated brass	Compressed air, industrial fluids	40	-40°C	+100°C	Good	Good

Industrial Valves

Universal and Customised Series Ball Valves	Nickel-plated brass	Compressed air, industrial fluids	40	-20°C	+100°C	Excellent	Good
Mini Series Ball Valves	Technical polymer/nickel-plated brass	Compressed air	10	-20°C	+80°C	Good	Moderate
DVGW Series Ball Valves	Nickel-plated brass	Gas, water	40	-40°C	+170°C	Excellent	Good
LIQUIfit® **Ball Valves**	Polypropylene	Drinking water, treated water, beverages	10	-15°C	+100°C	Moderate	Good
Standard Series Ball Valves	Nickel- or chromium-plated brass	All industrial fluids	30	-20°C	+130°C	Excellent	Good
Stainless Steel Series Ball Valves	316L stainless steel	All fluids	65	-20°C	+150°C	Excellent	Excellent
Axial Valves	Nickel-plated brass	Compressed air	10	-20°C	+135°C	Excellent	Good

Industrial Blowguns

Polymer	Technical polymer	Compressed air	10	-20°C	+50°C	Good	Moderate
Metal	Aluminium or nickel-plated brass	Industrial fluids	20	-20°C	+100°C	Excellent	Good

Quick-Acting Couplers

C 9000 Safety Couplers	Technical polymer	Compressed air	16	-20°C	+60°C	Good	Moderate
Metal Quick-Acting Couplers	Nickel-plated brass	Compressed air, compatible fluids	20	-20°C	+100°C	Excellent	Good
Metal Quick-Acting Couplers	316L stainless steel	Industrial fluids	35	-15°C	+200°C	Excellent	Excellent
Injection Mould Couplers	Nickel-plated brass	Water, oil	10	-15°C	+90°C	Excellent	Good

Adaptors and Manifolds

Brass Adaptors with sealing washer	Brass	Compressed air	200	-20°C	+80°C	Good	Moderate
Brass Adaptors without sealing washer	Brass	Compressed air	200	-40°C	+150°C	Good	Moderate
Nickel-Plated Brass Adapters	Nickel-plated brass	Compressed air	60	-10°C	+80°C	Good	Moderate
Stainless Steel Adaptors	316L stainless steel	All fluids	200	-20°C	+180°C	Excellent	Excellent
Manifolds	Anodised aluminium, brass	Compressed air	20	-10°C	+80°C	Excellent	Good

This table is not exhaustive; you will find additional technical information in the various chapters of this catalogue which will enable you to select the product you need.

Part Number Identification

The part numbers used for our product ranges are coded in such a way as to make it easy to identify any particular item. Detailed explanations of these part numbers can be found in the corresponding chapters.

Fittings and Valves

The part numbers are selected using a technical mnemonic code.

Each fitting and valve is identified by:

- model series (4 digits)
- nominal diameter (2 digits)
- thread or 2nd nominal diameter (2 digits)
- a suffix, if applicable

Fittings

3101 06 10

Item type — Nominal diameter — Thread code

Nominal diameter code: equates to the outside diameter of the tube.
Thread code: see tables page 12.

When the product does not have a thread, the code used is: 00.

Valves

0402 13 21 22

Item type — Nominal diameter DN — Thread — Suffix defining the customised series selected

Nominal diameter code: equates to the bore diameter of the valve.
Thread code: see tables page 12.

Technical Tubing and Hose

The part numbers are selected using a technical mnemonic code.

Each tube and hose is identified by:

- model series (4 digits and a letter)
- nominal diameter (2 digits)
- colour (2 digits)
- inside diameter, if applicable

Tubing

1025U08 06

Item type — Nominal diameter — Colour

Nominal diameter code: equates to the outside diameter.
Colour code: see table below.

Hose

1040H56 04

Item type — Nominal diameter — Colour

Nominal diameter code: equates to the inside diameter code.
Colour code: see table below.

00 = ☐ **01** = ■ **02** = ■ **03** = ■ **04** = ■ **05** = ■ **06** = ■ **07** = ■ **08** = C

For other colours, refer to chapter "Technical Tubing and Hose".

Table of Contents

Push-In Fittings — Chapter 1

LF 3000®
LF 3200: 3 mm
LIQUIfit®
LF 3600
LF 3800/LF 3900
LF 6100

Cartridges and Customised Products — Chapter 2

Polymer: Carstick® & Quick Fitting
Metal: LF Cartridges & TL Fittings
Customised Products

Technical Tubing and Hose — Chapter 3

Flexible Calibrated Tubing
Calibrated Multi-Tubing
Recoil Tubing and Hose
Calibrated Braided Hose
Accessories

Function Fittings — Chapter 4

Flow Control Regulators
Piloted Function Fittings
Non-Return Valves & LIQUIfit®
Pressure Fittings
Other Function Fittings
Silencers

Compression Fittings — Chapter 5

Brass Compression Fittings
Stainless Steel Compression Fittings
PL Nickel-Plated Brass Spigot Fittings

Industrial Valves — Chapter 6

Ball Valves & LIQUIfit®
Needle & Butterfly Valves
Axial Valves

Industrial Blowguns — Chapter 7

Polymer
Metal
Kits

Quick-Acting Couplers — Chapter 8

Polymer: C 9000 Safety
Metal: Nickel-Plated Brass and Stainless Steel

Adaptors and Manifolds — Chapter 9

Adaptors: Brass, Nickel-Plated Brass, Stainless Steel
Manifolds

Push-In Fittings

LF 3000®

LF 3200: 3 mm

LIQUIfit®

LF 3600

LF 3800/ LF 3900

LF 6100

Principle and Advantages of the Push-In Fitting

The **push-in fitting** is the most intuitive way of connecting tubes to a fitting in order to create a fluid distribution network. Thanks to its **quick installation**, versatility and **exceptional lifespan**, the push-in fitting contributes to improving machine efficiency. Moreover, the advanced patented design of the LF 3000® contributes to reducing **total cost of use**.

Connection

- Manual connection and disconnection without the use of tools
- Release button available in 5 colours, to identify different circuits





Assembly

All straight connectors are fitted with an internal hexagon for ease of assembly with the use of an Allen spanner. This enables assembly in restricted spaces.

Threads

BSPP
and metric

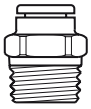

BSPT, NPT
and NPTF

Close Porting Assembly

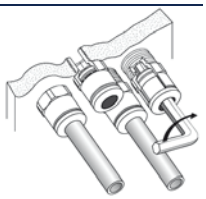

Our fittings are designed for internal (above) or external assembly.

Sealing and 100 % Leak-Tested

The quality of the sealing material, selected specifically for the application, ensures excellent longevity of the fitting. In this way, Parker Legris offers the best return on investment on the market.

Quality of Design

- Unique and patented sealing technology
- Rigorous selection of materials:
  NBR: ideally suited for compressed air
  EPDM: perfectly suited for food and beverage
  FKM: all fluids and high temperatures
- 100 % leak-tested in the production process

Benefits of Use

- The lowest leak rate on the market, whatever the temperature and length of use
- Perfectly suited to primary vacuum
- Full bore for optimum flow
- Optimum gripping of tube guaranteed

Gripping Ring Technology

- Ideal for polymer tubing, even for soft tubing
- Excellent tube guidance
- No tube movement under pressure
- Very compact solution



Gripping with Collet

- For polymer and grooved metal tubing (groove drawings available on request)
- Resistant to high pressure, excellent lifespan
- Robust solution for harsh environments



Gripping with Reversed Collet

- For rigid polymer and grooved metal tubing
- Resistant to high pressure
- Excellent durability
- Optimum sealing



Push-In Fittings

LF 3000® Push-In Fittings
(P. 1-4)

Fluids: compressed air

Materials: technical polymer, nickel-plated brass, NBR

Pressure: 20 bar

Temperature: -20°C to +80°C

Ø metric: 3 mm to 16 mm

Ø inch: 1/8" to 1/2"

LF 3200 3 mm Push-In Fittings
(P. 1-39)

Fluids: compressed air, non-corrosive fluids

Materials: chemical nickel-plated brass, NBR

Pressure: 20 bar

Temperature: -15°C to +80°C

Ø metric: 3 mm

LIQUIfit® Push-In Fittings
(P. 1-44)

Fluids: water, beverages, coolants, inert gases

Materials: biopolymer, EPDM

Pressure: 16 bar

Temperature: -10°C to +95°C

Ø metric: 4 mm to 12 mm

Ø inch: 5/32" to 1/2"

LF 3600 Push-In Fittings
(P. 1-65)

Fluids: compressed air, slightly corrosive industrial fluids

Materials: high phosphorus nickel-plated brass, FKM

Pressure: 30 bar

Temperature: -20°C to +150°C

Ø metric: 4 mm to 14 mm

LF 3800/LF 3900 Push-In Fittings
(P. 1-77)

Fluids: industrial fluids, chemicals, medical fluids, beverages

Materials: stainless steel, FKM

Pressure: 30 bar

Temperature : -20°C to +150°C

Ø metric: 4 mm to 12 mm

Ø inch: 3/16" to 1/2"

LF 6100 Push-In Fittings
(P. 1-89)

Fluids: compressed air, oil, water

Materials: brass, NBR

Pressure: 60 bar

Temperature: -40°C to +120°C

Ø metric: 4 mm to 10 mm

For more details on these ranges, you will find a selection guide in the "Introduction" section of this catalogue.

LF 3000® Push-In Fittings Range

Stud Fittings

Straights

3175 BSPT/NPT Page 1-7

3101 BSPP/Metric Page 1-8

3181 Metric Page 1-8

3114 BSPP/Metric Page 1-9

3121 BSPT/NPT Page 1-9

3131 BSPP/Metric Page 1-10

Straights - Inch

3175 NPT/BSPT Page 1-7/8

3121 NPT Page 1-9

Elbows

3109 BSPT/NPT Page 1-10

3199 BSPP/Metric Page 1-11

3192 BSPP Page 1-12

3129 BSPT Page 1-12

3169 BSPP/Metric Page 1-13

3113 BSPT Page 1-13

3133 BSPP/Metric Page 1-13

Elbows - Inch

3109 NPT/BSPT Page 1-11

Tees

3108 BSPT Page 1-14

3198 BSPP/Metric Page 1-14

3103 BSPT Page 1-14

3193 BSPP/Metric Page 1-15

Y

3148 BSPT Page 1-15

3158 BSPP/Metric Page 1-15

3112 BSPT Page 1-16

3132 BSPP Page 1-16

Cartridge

3100 Carstick® Page 1-16

Cartridge - Inch

3100 Carstick® Page 1-16

Tube-to-Tube Fittings

Straight

3106 Page 1-17

Straight - Inch

3106 Page 1-17

Elbow

3102 Page 1-17

Elbow - Inch

3102 Page 1-17

Tee

3104 Page 1-18

Tee - Inch

3104 Page 1-18

Y

3140 Page 1-18

Cross

3107 Page 1-19

Bulkhead Connector Fittings

Straights

3116 Page 1-20

3146 Page 1-20

3136 Page 1-20

Elbow

3139 Page 1-20

Multiple Fittings

Y

3144 Page 1-21

Tee

3304 Page 1-21

Elbow

3306 Page 1-21

Manifold

3310 Page 1-21

LF 3000® Push-In Fittings Range

Plug-In Fittings and Accessories

Elbows

3182 Page 1-22
3184 Page 1-22
3180 Page 1-22

Tees

3183 Page 1-23
3188 Page 1-23

Y

3142 Page 1-23
3143 Page 1-23

Elbows - Inch

3182 Page 1-22

Accessories

3120 Page 1-24
3166 Page 1-24
3168 Page 1-24
3126 Page 1-25
3122 Page 1-25
3151 Page 1-25

Accessories - Inch

3166 Page 1-24
3168 Page 1-24
3126 Page 1-25

Banjo Fittings

Banjo Fittings

3118 BSPP/Metric Page 1-27
3018 BSPT Page 1-27
3124 BSPP/Metric Page 1-27
3149 BSPP/Metric Page 1-27
3119 BSPP/Metric Page 1-27

Modular Banjo Fittings

3538 Single Body Page 1-28
3539 Double Body Page 1-28
3549 Y Body Page 1-28
3527 BSPP/Metric Page 1-29
3528 BSPP/Metric Page 1-29
3529 BSPP Page 1-29
3524 BSPP/Metric Page 1-29

Multi-Connectors

3300 Page 1-31
3320 Page 1-31
3321 Page 1-31
3329 Page 1-31
3379 Page 1-32
3381 Page 1-32

Self-Sealing and Oscillating Fittings

Self-Sealing Fittings

3391 BSPP Page 1-35
3091 BSPT Page 1-35
3160 Page 1-35

Oscillating Fittings

3159 BSPT Page 1-35
3189 BSPP/Metric Page 1-35

Accessories for Push-In Fittings

3130 Page 1-37
Clip Page 1-37
3000 70 Page 1-37
3110 Page 1-37
0178 BSPP/Metric Page 1-37
0222 BSPP/Metric Page 1-37

LF 3000® Push-In Fittings

The LF 3000® range, with its wide variety of shapes and configurations, allows you to find **the perfect product to meet your needs** and thus **optimise the use** of your equipment.

Product Advantages

World-Class Performance

- 40 years of expertise
- Full bore for optimum flow
- Ideal for vacuum or pressure applications
- Automatic sealing guaranteed, in both static and dynamic applications
- Materials with high resistance
- Durability of product and equipment

Optimal Design

- 100% leak-tested in production
- Date coding to guarantee quality and traceability
- Compact and aesthetic design: reduced dimensions for space-saving
- Tube fixed during connection, preventing leakage
- Conforms to ISO 14743
- Excellent vacuum performance thanks to the patented sealing technology
- Lightweight: reduced energy consumption of operating systems
- Parallel threaded fitting with a patented captive O-ring seal
- Maximum flexibility due to the wide product range

Applications

Robotics
Automotive Process
Pneumatics
Semi-Conductors
Textile
Packaging
Vacuum

Technical Characteristics

Compatible Fluids	Compressed air Other fluids: please consult us
Working Pressure	Vacuum to 20 bar
Working Temperature	-20°C to +80°C

Tightening Torque (daN.m)	Threads								
	M3 x0.5	M5 x0.8	M7 x1	M10 x1	M12 x1.5	G1/8	G1/4	G3/8	G1/2
	0.06	0.16	0.8	0.8	1.1	0.8	1.2	3	3.5

Reliable performance is dependent upon the type of fluid conveyed, component materials and tubing being used.
Use is guaranteed with a vacuum of 755 mm Hg (99% vacuum).

Component Materials

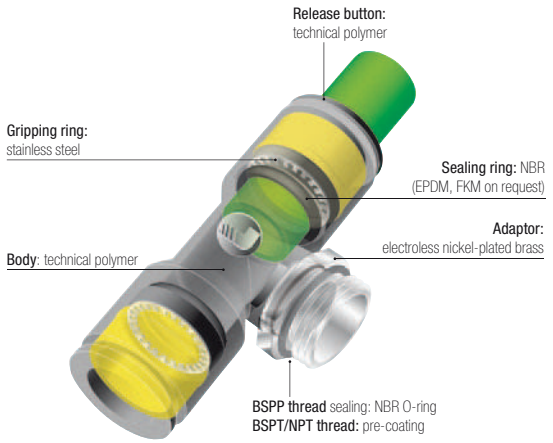

Silicone-free

Regulations

ISO 14743: Pneumatic fluid power, push-in connectors for thermoplastic tubes
DI: 97/23/EC (PED)
DI : 2002/95/EC (RoHS), 2011/65/EC
DI : 1907/2006 (REACH)

Stud Fittings

3175 Stud Fitting, Male BSPT Thread

Nickel-plated brass, NBR

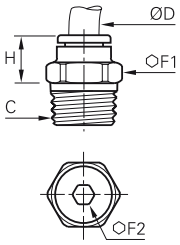

ØD	C		F1	F2	H	kg
4	R1/8	3175 04 10	10	3	9.5	0.005
	R1/4	3175 04 13	14	3	6.5	0.012
	R3/8	3175 04 17	17	3	8	0.024
6	R1/8	3175 06 10	10	4	11.5	0.005
	R1/4	3175 06 13	14	4	8.5	0.011
	R3/8	3175 06 17	17	4	8.5	0.022
	R1/2	3175 06 21	21	4	9	0.043
8	R1/8	3175 08 10	13	5	20	0.011
	R1/4	3175 08 13	14	6	17	0.014
	R3/8	3175 08 17	17	6	13	0.021
	R1/2	3175 08 21	21	6	12	0.040
10	R1/8	3175 10 10	16	5	22.5	0.017
	R1/4	3175 10 13	16	7	20	0.017
	R3/8	3175 10 17	17	8	16.5	0.019
	R1/2	3175 10 21	21	8	14	0.037
12	R1/4	3175 12 13	19	7	26.5	0.029
	R3/8	3175 12 17	19	9	24	0.028
	R1/2	3175 12 21	21	10	19.5	0.036
14	R3/8	3175 14 17	22	9	28.5	0.043
	R1/2	3175 14 21	24	10	23.5	0.047
16	R3/8	3175 16 17	27	9	32.5	0.068
	R1/2	3175 16 21	27	12	32.5	0.079

Pre-coated thread

3175 Stud Fitting, Male NPT Thread

Nickel-plated brass, NBR

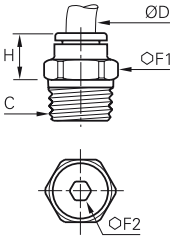

ØD	C		F1	F2	H	kg
6	NPT1/8	3175 06 11	11	4	11.5	0.006
	NPT1/4	3175 06 14	14	4	8.5	0.012
10	NPT1/4	3175 10 14	16	7	20	0.018
	NPT3/8	3175 10 18	18	8	16.5	0.023
	NPT1/2	3175 10 22	22	8	14	0.037
12	NPT3/8	3175 12 18	19	9	24	0.030
	NPT1/2	3175 12 22	22	10	19.5	0.037

Pre-coated thread

3175 Stud Fitting, Male NPT Thread — Inch

Nickel-plated brass, NBR

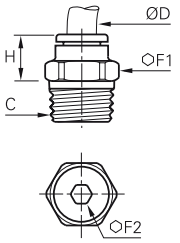

ØD	C		F1	F2	H	kg
1/8	NPT1/8	3175 53 11	11	2	7.2	0.006
	NPT1/4	3175 53 14	14	2	8	0.016
1/4	NPT1/8	3175 56 11	11	4	11.9	0.006
	NPT1/4	3175 56 14	14	4	9.4	0.013
	NPT3/8	3175 56 18	18	5	7.6	0.024
3/8	NPT1/8	3175 60 11	16	4	22.7	0.019
	NPT1/4	3175 60 14	16	7	20.5	0.019
	NPT3/8	3175 60 18	18	7	17.5	0.026
1/2	NPT3/8	3175 62 18	22	9.5	25.9	0.047
	NPT1/2	3175 62 22	24	9.5	22.1	0.064

Pre-coated thread

Other products are available upon request; please do not hesitate to consult us.

Stud Fittings

3175 Stud Fitting, Male BSPT Thread

Inch

Nickel-plated brass, NBR

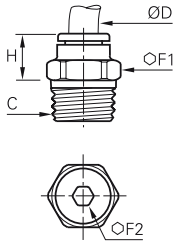

ØD	C		F1	F2	H	kg
1/8	R1/8	3175 53 10	11	3	8.5	0.005
3/16	R1/8	3175 55 10	11.1	3.2	15.5	0.009
	R1/4	3175 55 13	14.3	4	15	0.020
1/4	R1/8	3175 56 10	11	4	12	0.006
	R1/4	3175 56 13	14	4	9.5	0.021
3/8	R1/4	3175 60 13	18	5	7.5	0.017
	R3/8	3175 60 17	13	5	20	0.019
	R1/2	3175 60 21	14	6	16.8	0.061
1/2	R1/4	3175 62 13	22	6	26.9	0.044
	R3/8	3175 62 17	22	7	25.9	0.048
	R1/2	3175 62 21	24	7	20.5	0.049

Pre-coated thread

3101 Stud Fitting, Male BSPP and Metric Thread

Nickel-plated brass, NBR

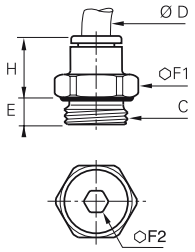

ØD	C		E	F1	F2	H	kg
3	M3x0.5	3101 03 09*	2.5	8	-	12.5	0.003
	M5x0.8	3101 03 19	3.5	8	2.5	12.5	0.004
4	M3x0.5	3101 04 09*	2.5	8	-	14.5	0.003
	M5x0.8	3101 04 19	3	9	2.5	14	0.003
	M7x1	3101 04 55	5	10	2.5	14	0.004
	G1/8	3101 04 10	5	13	3	11.5	0.007
	G1/4	3101 04 13	5.5	16	3	10.5	0.011
6	M5x0.8	3101 06 19	3	11	2.5	16	0.005
	M7x1	3101 06 55	5	10	3	16	0.006
	M10x1	3101 06 60	5	13	4	13	0.007
	M12x1.5	3101 06 67	5.5	15	4	13	0.009
	G1/8	3101 06 10	5	13	4	13	0.007
	G1/4	3101 06 13	5.5	16	4	12.5	0.011
	G3/8	3101 06 17	5.5	20	4	13	0.020
	G1/2	3101 06 21	7.5	24	4	20	0.040
8	M10x1	3101 08 60	5	13	5	21	0.011
	M12x1.5	3101 08 67	5.5	15	5	21	0.015
	G1/8	3101 08 10	4.5	13	5	20.5	0.011
	G1/4	3101 08 13	5.5	16	6	19.5	0.016
	G3/8	3101 08 17	5.5	20	6	18	0.022
	G1/2	3101 08 21	7.5	24	6	16.5	0.039
10	G1/4	3101 10 13	5.5	16	7	23	0.018
	G3/8	3101 10 17	5.5	20	8	19.5	0.021
	G1/2	3101 10 21	7.5	24	8	18.5	0.033
12	G1/4	3101 12 13	5.5	19	7	27.5	0.027
	G3/8	3101 12 17	5.5	20	9	27	0.029
	G1/2	3101 12 21	7	24	11	22.5	0.035
14	G3/8	3101 14 17	5.5	22	9	29.5	0.041
	G1/2	3101 14 21	7	24	11	28	0.047
16	G3/8	3101 16 17	7.5	27	9	32.5	0.061
	G1/2	3101 16 21	9	27	12	32.5	0.066

* Bi-material O ring seal

3181 Stud Fitting Round Body, Male Metric Thread

Nickel-plated brass, NBR

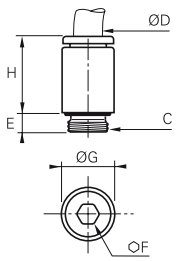

ØD	C		E	F	G	H	kg
4	M5x0.8	3181 04 19	3.5	2.5	8.5	14.5	0.005
	M7x1	3181 04 55	5	3	10	14	0.004
6	M5x0.8	3181 06 19	3.5	2.5	11	16	0.007
	M7x1	3181 06 55	5	3	10	16	0.005

The internal hexagon and circular external shape ensure that model 3181 provides highly compact assembly.
They can be easily installed with an Allen key without the need of a spanner.

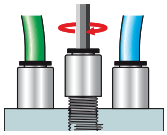

Stud Fittings

3114 Stud Fitting, Female BSPP and Metric Thread

Nickel-plated brass, NBR

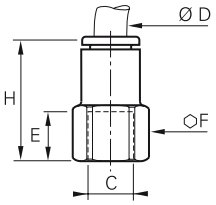

ØD	C		E	F	H	kg
4	M5x0.8	3114 04 19	6.5	8	19.5	0.005
	G1/8	3114 04 10	9.5	13	22.5	0.010
	G1/4	3114 04 13	13.5	16	26.5	0.015
6	G1/8	3114 06 10	9.5	13	24.5	0.011
	G1/4	3114 06 13	13.5	16	28.5	0.017
8	G1/8	3114 08 10	9.5	13	29	0.015
	G1/4	3114 08 13	13.5	16	33	0.021
	G3/8	3114 08 17	14	19	34	0.025
10	G1/4	3114 10 13	13.5	16	36	0.027
	G3/8	3114 10 17	14	19	36	0.027
	G1/2	3114 10 21	19.5	24	41.5	0.048
12	G3/8	3114 12 17	14	19	40	0.033
	G1/2	3114 12 21	19.5	24	45.5	0.052
14	G3/8	3114 14 17	14	22	42.5	0.057
16	G1/2	3114 16 21	15	27	49	0.096

3121 Stud Standpipe, Male BSPT Thread

Technical polymer, nickel-plated brass

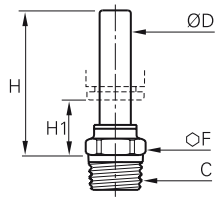

ØD	C		F	H	H1	kg
4	R1/8	3121 04 10	10	26	14	0.005
	R1/4	3121 04 13	14	26.5	14.5	0.014
6	R1/8	3121 06 10	10	28	14	0.005
	R1/4	3121 06 13	14	28.5	14.5	0.014
8	R1/8	3121 08 10	10	29.5	11	0.006
	R1/4	3121 08 13	14	28.5	10	0.012
	R3/8	3121 08 17	17	28.5	10	0.015
10	R1/4	3121 10 13	15	36	15.5	0.012
	R3/8	3121 10 17	17	36	15.5	0.017
	R1/2	3121 10 21	21	36	15.5	0.028
12	R3/8	3121 12 17	17	36.5	12	0.018
	R1/2	3121 12 21	21	36.5	12	0.028
14	R1/2	3121 14 21	21	41	13.5	0.042

Pre-coated thread

3121 Stud Standpipe, Male NPT Thread

Technical polymer, nickel-plated brass

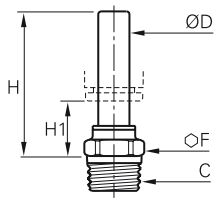

ØD	C		F	H	H1	kg
4	NPT1/8	3121 04 11	11	25.9	14.5	0.007
	NPT1/4	3121 04 14	14	26.4	15	0.017
8	NPT1/8	3121 08 11	11	29.5	10.9	0.008
	NPT1/4	3121 08 14	14	28.4	9.9	0.014

Pre-coated thread
5/32" (4 mm) and 5/16" (8 mm) are also available

3121 Stud Standpipe, Male NPT Thread — Inch

Technical polymer, nickel-plated brass

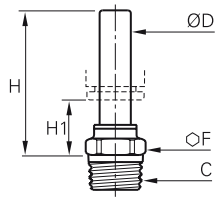

ØD	C		F	H	H1	kg
1/4	NPT1/8	3121 56 11	11	30	15.5	0.001
	NPT1/4	3121 56 14	14	28.4	14.5	0.001
3/8	NPT1/8	3121 60 11	15	44.4	16.5	0.013
	NPT1/4	3121 60 14	15	36.1	17	0.014
	NPT3/8	3121 60 18	18	36.1	15.5	0.023
1/2	NPT3/8	3121 62 18	17	36.6	9.4	0.026
	NPT1/2	3121 62 22	21	37.1	9.9	0.046

Pre-coated thread
5/32" (4 mm) and 5/16" (8 mm) are also available

Stud Fittings

3131 Stud Standpipe, Male BSPP and Metric Thread

Technical polymer, nickel-plated brass, NBR

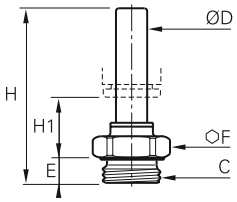

ØD	C		E	F	H	H1	kg
4	M5x0.8	3131 04 19	3.5	8	31	16	0.002
	G1/8	3131 04 10	5	13	30	13.5	0.005
	G1/4	3131 04 13	5.5	16	31	13.5	0.010
6	G1/8	3131 06 10	5	13	32	13.5	0.005
	G1/4	3131 06 13	5.5	16	33	13.5	0.010
8	G1/8	3131 08 10	5	13	35.5	12.5	0.008
	G1/4	3131 08 13	5.5	16	34.5	10.5	0.010
	G3/8	3131 08 17	5.5	20	34.5	10.5	0.015
10	G1/4	3131 10 13	5.5	16	43.5	17.5	0.012
	G3/8	3131 10 17	5.5	20	41.5	15.5	0.015
	G1/2	3131 10 21	7.5	24	41.5	15.5	0.024
12	G3/8	3131 12 17	5.5	20	42	12	0.015
	G1/2	3131 12 21	7	24	43.5	12	0.025
14	G3/8	3131 14 17	5.5	20	46.5	14	0.018
	G1/2	3131 14 21	7	24	48	13.5	0.025

3109 Stud Elbow, Male BSPT Thread

Technical polymer, nickel-plated brass, NBR

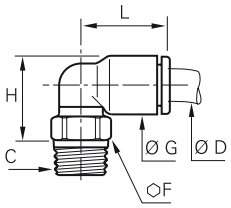

ØD	C		F	G	H	L	kg
4	R1/8	3109 04 10	10	8.5	13.5	14	0.006
	R1/4	3109 04 13	14	8.5	14	14	0.015
	R3/8	3109 04 17	17	8.5	13.5	14	0.018
6	R1/8	3109 06 10	10	10.5	15.5	16	0.006
	R1/4	3109 06 13	14	10.5	16	16	0.015
	R3/8	3109 06 17	17	10.5	16	16	0.019
	R1/2	3109 06 21	21	10.5	16.5	16	0.034
8	R1/8	3109 08 10	10	13.5	19	23	0.007
	R1/4	3109 08 13	14	13.5	18	23	0.014
	R3/8	3109 08 17	17	13.5	18	23	0.018
	R1/2	3109 08 21	21	13.5	19.5	23	0.033
10	R1/8	3109 10 10	15	16	23	26.5	0.012
	R1/4	3109 10 13	15	16	22	26.5	0.014
	R3/8	3109 10 17	17	16	22	26.5	0.019
	R1/2	3109 10 21	21	16	22	26.5	0.031
12	R1/4	3109 12 13	15	19	25	31	0.016
	R3/8	3109 12 17	17	19	25	31	0.022
	R1/2	3109 12 21	21	19	25	31	0.033
14	R3/8	3109 14 17	20	22	30.5	35.5	0.031
	R1/2	3109 14 21	24	22	28.5	35.5	0.041
16	R3/8	3109 16 17	27	27	53	39	0.106
	R1/2	3109 16 21	27	27	53	39	0.104

Pre-coated thread
The body swivels for positioning purposes.

3109 Stud Elbow, Male NPT Thread

Technical polymer, nickel-plated brass, NBR

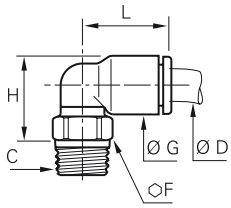

ØD	C		F	G	H	L	kg
4	NPT1/8	3109 04 11	11	8.4	13.5	14	0.007
	NPT1/4	3109 04 14	14	8.4	14	14	0.016
6	NPT1/8	3109 06 11	11	10.5	15.5	16	0.007
	NPT1/4	3109 06 14	14	10.5	16	16	0.017
8	NPT1/8	3109 08 11	11	13.5	19	23.1	0.009
	NPT1/4	3109 08 14	14	13.5	18	23.1	0.015
10	NPT1/4	3109 10 14	15	16	23	26.5	0.017
	NPT3/8	3109 10 18	18	16	22	26.5	0.024
	NPT1/2	3109 10 22	22	16	23	26.5	0.045
12	NPT3/8	3109 12 18	18	19	25	31	0.050
	NPT1/2	3109 12 22	22	19	26	31	0.092

Pre-coated thread
The body swivels for positioning purposes.

Stud Fittings

3109 Stud Elbow, Male NPT Thread

Inch

Technical polymer, nickel-plated brass, NBR

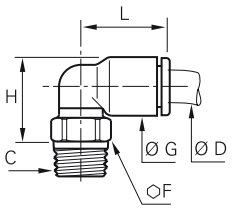

ØD	C		F	G	H	L	kg
1/8	NPT1/8	3109 53 11	11	8.5	13.5	14.5	0.007
	NPT1/4	3109 53 14	14	8.5	14	14.5	0.015
1/4	NPT1/8	3109 56 11	11	10.9	17	18	0.007
	NPT1/4	3109 56 14	14	10.9	16	18	0.014
	NPT3/8	3109 56 18	18	10.9	16.5	18	0.021
3/8	NPT1/8	3109 60 11	15	16	23.1	27.4	0.014
	NPT1/4	3109 60 14	15	16	23.1	27.4	0.017
	NPT3/8	3109 60 18	18	16	22.1	27.4	0.023
1/2	NPT3/8	3109 62 18	20	22.1	31	35.1	0.041
	NPT1/2	3109 62 22	24	22.1	28.4	35.1	0.054

Pre-coated thread - 5/32" (4 mm) and 5/16" (8 mm) are also available.
The body swivels for positioning purposes.

3109 Stud Elbow, Male BSPT Thread

Inch

Technical polymer, nickel-plated brass, NBR

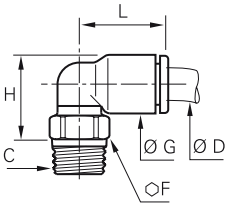

ØD	C		F	G	H	L	kg
1/8	R1/8	3109 53 10	10	8.5	13.5	14.5	0.011
3/16	R1/8	3109 55 10	11	10.9	17	21.6	0.010
	R1/4	3109 55 13	14	8.4	14	14	0.016
1/4	R1/8	3109 56 10	10	10.9	17	18	0.006
	R1/4	3109 56 13	14	10.9	17	18	0.013
3/8	R1/4	3109 60 13	15	16	22.1	26.4	0.016
	R3/8	3109 60 17	17	16	22.1	26.4	0.054
1/2	R1/4	3109 62 13	20	22.1	31	35.1	0.064
	R3/8	3109 62 17	20	22.1	31	35.1	0.067
	R1/2	3109 62 21	24	22.1	28.4	35.1	0.046

Pre-coated thread
The body swivels for positioning purposes.
5/32" (4 mm) and 5/16" (8 mm) are also available.

3199 Stud Elbow, Male BSPP and Metric Thread

Technical polymer, nickel-plated brass, NBR

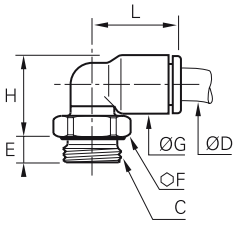

ØD	C		E	F	G	H	L	kg
3	M3x0.5	3199 03 09*	2.5	8	8.5	15	14.5	0.003
	M5x0.8	3199 03 19	3.5	8	8.5	13.5	14.5	0.003
4	M3x0.5	3199 04 09*	2.5	8	8.5	15	14.5	0.002
	M5x0.8	3199 04 19	3.5	8	8.5	13.5	14	0.002
	M7x1	3199 04 55	4.5	10	8.5	15	14	0.005
	G1/8	3199 04 10	5	13	8.5	13	14	0.006
	G1/4	3199 04 13	5.5	16	8.5	13	14	0.011
6	M5x0.8	3199 06 19	3.5	8	10.5	15.5	16	0.003
	M7x1	3199 06 55	4.5	10	10.5	17.5	16	0.006
	M10x1	3199 06 60	5	13	10.5	15	14	0.006
	M12x1.5	3199 06 67	5.5	15	10.5	15	16	0.009
	G1/8	3199 06 10	5	13	10.5	15	16	0.006
	G1/4	3199 06 13	5.5	16	10.5	15	16	0.011
	G3/8	3199 06 17	5.5	20	10.5	15.5	16	0.022
	G1/2	3199 06 21	7	24	10.5	16	16	0.027
8	M10x1	3199 08 60	5	13	13.5	20.5	23	0.009
	M12x1.5	3199 08 67	5.5	15	13.5	19.5	23	0.009
	G1/8	3199 08 10	4.5	13	13.5	20.5	23	0.009
	G1/4	3199 08 13	5.5	16	13.5	18.5	23	0.012
	G3/8	3199 08 17	5.5	20	13.5	18.5	23	0.017
	G1/2	3199 08 21	7	24	13.5	19	23	0.027
10	G1/4	3199 10 13	5.5	16	16	23.5	26.5	0.014
	G3/8	3199 10 17	5.5	20	16	22	26.5	0.017
	G1/2	3199 10 21	7.5	24	16	22	26.5	0.026
12	G1/4	3199 12 13	5.5	16	19	26.5	31	0.016
	G3/8	3199 12 17	5.5	20	19	25	31	0.019
	G1/2	3199 12 21	7	24	19	25	31	0.029
14	G3/8	3199 14 17	5.5	20	22	32.5	35.5	0.029
	G1/2	3199 14 21	7	24	22	27	35.5	0.028
16	G3/8	3199 16 17	7.5	27	27	54.5	39	0.101
	G1/2	3199 16 21	9	27	27	54.5	39	0.097

The body swivels for positioning purposes.
*Bi-material seal

Stud Fittings

3192 Stud Elbow, Female BSPP Thread

Technical polymer, nickel-plated brass, NBR

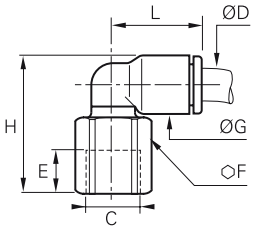

ØD	C		E	F	G	H	L	kg
4	G1/8	3192 04 10	8.5	13	8.5	23	14	0.010
	G1/4	3192 04 13	11.5	16	8.5	27	14	0.017
6	G1/8	3192 06 10	8.5	13	10.5	25	16	0.010
	G1/4	3192 06 13	11.5	16	10.5	29	16	0.017
8	G1/8	3192 08 10	8.5	13	13.5	28	23	0.012
	G1/4	3192 08 13	11.5	16	13.5	32	23	0.020
	G3/8	3192 08 17	12	19	13.5	33	23	0.026
10	G1/4	3192 10 13	11	16	16	34.5	26.5	0.020
	G3/8	3192 10 17	12	19	16	35	26.5	0.025
	G1/2	3192 10 21	16	24	16	41	26.5	0.049
12	G1/4	3192 12 13	11	16	19	38	30.5	0.023
	G3/8	3192 12 17	12	19	19	38.5	30.5	0.027
	G1/2	3192 12 21	16	24	19	43.5	30.5	0.050

The body swivels for positioning purposes.

3129 Extended Stud Elbow, Male BSPT Thread

Technical polymer, nickel-plated brass, NBR

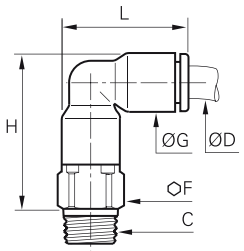

ØD	C		F	G	H	L	kg
4	R1/8	3129 04 10	10	8.5	23	19	0.008
	R1/4	3129 04 13	14	8.5	23.5	19	0.018
6	R1/8	3129 06 10	10	10.5	27	22.5	0.010
	R1/4	3129 06 13	14	10.5	27.5	22.5	0.020
8	R1/8	3129 08 10	13	13.5	34.5	29.5	0.018
	R1/4	3129 08 13	14	13.5	32.5	29.5	0.022
	R3/8	3129 08 17	17	13.5	33	29.5	0.032
10	R1/4	3129 10 13	15	16	39.5	34.5	0.031
	R3/8	3129 10 17	17	16	39.5	34.5	0.041
	R1/2	3129 10 21	21	16	39.5	34.5	0.060
12	R1/4	3129 12 13	19	19	45.5	40.5	0.035
	R3/8	3129 12 17	19	19	45.5	40.5	0.051
	R1/2	3129 12 21	21	19	45.5	40.5	0.065
14	R3/8	3129 14 17	21	22	51.5	46.5	0.064
	R1/2	3129 14 21	21	22	51.5	46.5	0.070

Pre-coated thread
The body swivels for positioning purposes.

Parker Legris offers the solution to enable many types of configuration options.

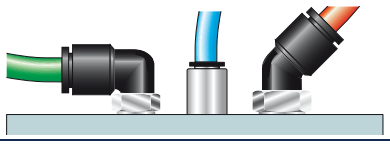

Stud Fittings

3169 Extended Stud Elbow, Male BSPP and Metric Thread

Technical polymer, nickel-plated brass, NBR

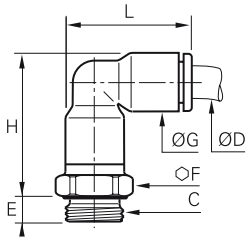

ØD	C		E	F	G	H	L	kg
4	M5x0.8	3169 04 19	3.5	8	8.5	23	19	0.005
	M7x1	3169 04 55	4.5	10	8.5	22.5	19	0.008
	G1/8	3169 04 10	5	13	8.5	22.5	19	0.009
	G1/4	3169 04 13	5.5	16	8.5	22.5	19	0.014
6	M5x0.8	3169 06 19	3.5	10	10.5	27.5	23	0.008
	M7x1	3169 06 55	4.5	10	10.5	26	23	0.012
	G1/8	3169 06 10	5	13	10.5	27	23	0.011
	G1/4	3169 06 13	5.5	16	10.5	27	23	0.016
8	G1/8	3169 08 10	5	13	13.5	36	29.5	0.018
	G1/4	3169 08 13	5.5	16	13.5	33	29.5	0.020
	G3/8	3169 08 17	5.5	20	13.5	33	29.5	0.028
10	G1/4	3169 10 13	5.5	16	16	40.5	34.5	0.029
	G3/8	3169 10 17	5.5	20	16	40.5	34.5	0.037
	G1/2	3169 10 21	7.5	24	16	40.5	34.5	0.042
12	G1/4	3169 12 13	5.5	19	19	44.5	40.5	0.049
	G3/8	3169 12 17	5.5	20	19	42	40.5	0.040
	G1/2	3169 12 21	7.5	24	19	42	40.5	0.049
14	G3/8	3169 14 17	5.5	22	22	51	46.5	0.059
	G1/2	3169 14 21	7.5	24	22	48.5	46.5	0.063
16	G3/8	3169 16 17	7.5	27	27	82.5	52	0.220
	G1/2	3169 16 21	9	27	27	82.5	52	0.206

The body swivels for positioning purposes.

3113 45° Elbow, Male BSPT Thread

Technical polymer, nickel-plated brass, NBR

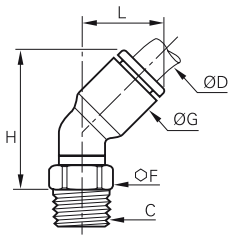

ØD	C		F	G	H	L	kg
4	R1/8	3113 04 10	10	9	21	13	0.006
6	R1/8	3113 06 10	10	11	24.5	14.5	0.006
	R1/4	3113 06 13	14	11	25	14.5	0.015
8	R1/8	3113 08 10	10	13.5	30	19.5	0.008
	R1/4	3113 08 13	14	13.5	28.5	19.5	0.015
	R3/8	3113 08 17	17	13.5	28.5	19.5	0.020
10	R1/4	3113 10 13	15	16	33.5	23	0.014
	R3/8	3113 10 17	17	16	33.5	23	0.019
	R1/2	3113 10 21	21	16	34	23	0.100
12	R1/4	3113 12 13	15	19	39	26	0.016
	R3/8	3113 12 17	17	19	39	26	0.022
	R1/2	3113 12 21	21	19	39	26	0.040

Pre-coated thread
The body swivels for positioning purposes.
This model prevents distortion of the tube.

3133 45° Elbow, Male BSPP and Metric Thread

Technical polymer, nickel-plated brass, NBR

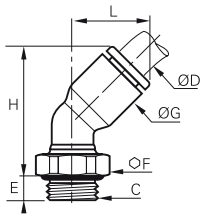

ØD	C		E	F	G	H	L	kg
4	M5x0.8	3133 04 19	3.5	8	9	23	13	0.003
	G1/8	3133 04 10	4.5	13	9	20.5	13	0.006
6	M5x0.8	3133 06 19	3.5	8	11	28	14.5	0.003
	G1/8	3133 06 10	4.5	13	11	24	14.5	0.006
	G1/4	3133 06 13	5.5	16	11	24	14.5	0.011
8	G1/8	3133 08 10	4.5	13	13.5	31	19.5	0.011
	G1/4	3133 08 13	5.5	16	13.5	29	19.5	0.012
	G3/8	3133 08 17	5.5	20	13.5	29	19.5	0.020
10	G1/4	3133 10 13	5.5	16	16	35	23	0.014
	G3/8	3133 10 17	5.5	20	16	33.5	23	0.017
	G1/2	3133 10 21	7	24	16	33.5	23	0.026
12	G1/4	3133 12 13	5.5	16	19	40.5	26	0.016
	G3/8	3133 12 17	5.5	20	19	39	26	0.019
	G1/2	3133 12 21	7	24	19	39	26	0.028

The body swivels for positioning purposes.
This model prevents distortion of the tube.

Stud Fittings

3108 Stud Branch Tee, Male BSPT Thread

Technical polymer, nickel-plated brass, NBR

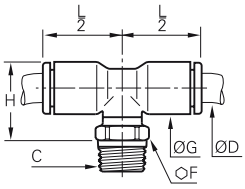

ØD	C		F	G	H	L/2	kg
4	R1/8	3108 04 10	10	8.5	15.5	14	0.006
	R1/4	3108 04 13	14	8.5	16	14	0.015
6	R1/8	3108 06 10	10	10.5	17.5	16	0.007
	R1/4	3108 06 13	14	10.5	18	16	0.016
8	R1/8	3108 08 10	10	13.5	22	23	0.009
	R1/4	3108 08 13	14	13.5	21	23	0.016
	R3/8	3108 08 17	17	13.5	21	23	0.020
10	R1/4	3108 10 13	15	16	24	26.5	0.017
	R3/8	3108 10 17	17	16	24	26.5	0.022
	R1/2	3108 10 21	21	16	24	26.5	0.033
12	R1/4	3108 12 13	15	19	27	31	0.021
	R3/8	3108 12 17	17	19	27	31	0.026
	R1/2	3108 12 21	21	19	27	31	0.037
14	R3/8	3108 14 17	20	22	30.5	35	0.038
	R1/2	3108 14 21	24	22	28.5	35	0.048
16	R3/8	3108 16 17	27	27	53	38.5	0.128
	R1/2	3108 16 21	27	27	53	38.5	0.124

Pre-coated thread
The body swivels for positioning purposes.

3198 Stud Branch Tee, Male BSPP and Metric Thread

Technical polymer, nickel-plated brass, NBR

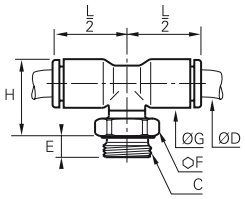

ØD	C		E	F	G	H	L/2	kg
4	M5x0.8	3198 04 19	3.5	8	8.5	17.5	14	0.003
	G1/8	3198 04 10	5	13	8.5	15	14	0.006
	G1/4	3198 04 13	5.5	16	8.5	15	14	0.011
6	M5x0.8	3198 06 19	3.5	8	10.5	19.5	16	0.004
	G1/8	3198 06 10	5	13	10.5	17	16	0.007
	G1/4	3198 06 13	5.5	16	10.5	17	16	0.012
8	G1/8	3198 08 10	4.5	13	13.5	23.5	23	0.011
	G1/4	3198 08 13	5.5	16	13.5	21.5	23	0.014
	G3/8	3198 08 17	5.5	20	13.5	21.5	23	0.019
10	G1/4	3198 10 13	5.5	16	16	26	26.5	0.017
	G3/8	3198 10 17	5.5	20	16	24	26.5	0.020
	G1/2	3198 10 21	7.5	24	16	24	26.5	0.029
12	G1/4	3198 12 13	5.5	16	19	29	31	0.021
	G3/8	3198 12 17	5.5	20	19	27	31	0.024
	G1/2	3198 12 21	7	24	19	27	31	0.033
14	G3/8	3198 14 17	5.5	20	22	32.5	35.5	0.036
	G1/2	3198 14 21	7	24	22	27	35.5	0.036
16	G3/8	3198 16 17	7.5	27	27	54.5	38.5	0.121
	G1/2	3198 16 21	9	27	27	54.5	38.5	0.117

The body swivels for positioning purposes.

3103 Stud Run Tee, BSPT Thread

Technical polymer, nickel-plated brass, NBR

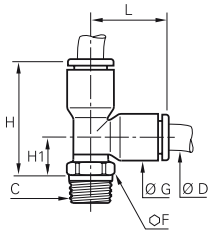

ØD	C		F	G	H	H1	L	kg
4	R1/8	3103 04 10	10	8.5	23.5	9	14.5	0.006
	R1/4	3103 04 13	14	8.5	24	9.5	14.5	0.015
6	R1/8	3103 06 10	10	10.5	27.5	10	17.5	0.007
	R1/4	3103 06 13	14	10.5	28	10.5	17.5	0.016
8	R1/8	3103 08 10	10	13.5	35	12	23	0.009
	R1/4	3103 08 13	14	13.5	34	11	23	0.015
	R3/8	3103 08 17	17	13.5	34	11	23	0.020
10	R1/4	3103 10 13	15	16	40.5	14	26.5	0.017
	R3/8	3103 10 17	17	16	40.5	14	26.5	0.022
	R1/2	3103 10 21	21	16	40.5	14	26.5	0.033
12	R1/4	3103 12 13	15	19	46.5	15.5	31	0.028
	R3/8	3103 12 17	17	19	46.5	15.5	31	0.026
	R1/2	3103 12 21	21	19	46.5	15.5	31	0.037
14	R3/8	3103 14 17	20	22	55	19.5	35.5	0.037
	R1/2	3103 14 21	24	22	52.5	17.5	35.5	0.048
16	R3/8	3103 16 17	27	27	78	27	38.5	0.126
	R1/2	3103 16 21	27	27	78	27	38.5	0.124

Pre-coated thread
The body swivels for positioning purposes.

Stud Fittings

3193 Stud Run Tee, Male BSPP and Metric Thread

Technical polymer, nickel-plated brass, NBR

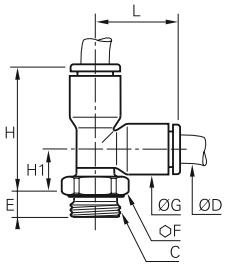

ØD	C		E	F	G	H	H1	L	kg
4	M5x0.8	3193 04 19	3.5	8	8.5	26	11.5	14.5	0.003
	G1/8	3193 04 10	5	13	8.5	23	8.5	14.5	0.006
	G1/4	3193 04 13	5.5	16	8.5	23	8.5	14.5	0.011
6	M5x0.8	3193 06 19	3.5	8	10.5	29.5	12.5	17.5	0.004
	G1/8	3193 06 10	5	13	10.5	27	10	17.5	0.007
	G1/4	3193 06 13	5.5	16	10.5	27	10	17.5	0.012
8	G1/8	3193 08 10	4.5	13	13.5	36.5	14	23	0.011
	G1/4	3193 08 13	5.5	16	13.5	34.5	12	23	0.014
	G3/8	3193 08 17	5.5	20	13.5	34.5	12	23	0.019
10	G1/4	3193 10 13	5.5	16	16	42	15.5	26.5	0.017
	G3/8	3193 10 17	5.5	20	16	40.5	14	26.5	0.020
	G1/2	3193 10 21	7.5	24	16	40.5	14	26.5	0.029
12	G1/4	3193 12 13	5.5	16	19	48	17	31	0.021
	G3/8	3193 12 17	5.5	20	19	46.5	15.5	31	0.024
	G1/2	3193 12 21	7	24	19	46.5	15.5	31	0.038
14	G3/8	3193 14 17	5.5	20	22	56.5	21.5	35.5	0.107
	G1/2	3193 14 21	7	24	22	51	16	35.5	0.120
16	G3/8	3193 16 17	7.5	27	27	79.5	41	38.5	0.121
	G1/2	3193 16 21	9	27	27	79.5	41	38.5	0.117

The body swivels for positioning purposes.

3148 Y Piece, Male BSPT Thread

Technical polymer, nickel-plated brass, NBR

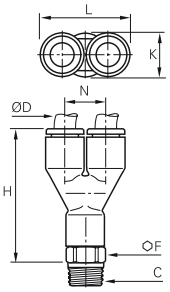

ØD	C		F	H	K	L	N	kg
4	R1/8	3148 04 10	10	32.5	8.5	17.5	9	0.010
	R1/4	3148 04 13	14	33	8.5	17.5	9	0.019
6	R1/8	3148 06 10	10	39.5	10.5	21.5	11	0.011
	R1/4	3148 06 13	14	40	10.5	21.5	11	0.021
8	R1/8	3148 08 10	13	56.5	13.5	28	14.5	0.020
	R1/4	3148 08 13	14	55.5	13.5	28	14.5	0.025
	R3/8	3148 08 17	16	48.5	13.5	28	14.5	0.034
10	R1/4	3148 10 13	14	60	19	39	20	0.033
	R3/8	3148 10 17	16	60.5	19	39	20	0.042
	R1/2	3148 10 21	24	61	19	39	20	0.062
12	R3/8	3148 12 17	19	66	19	39	20	0.054
	R1/2	3148 12 21	21	66	19	39	20	0.059

Pre-coated thread
The body swivels for positioning purposes.

3158 Y Piece, Male BSPP and Metric Thread

Technical polymer, nickel-plated brass, NBR

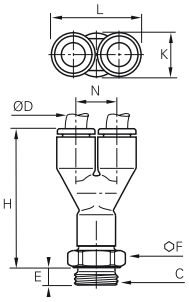

ØD	C		E	F	H	K	L	N	kg
4	M5x0.8	3158 04 19	3.5	8	32.5	8.5	17.5	9	0.006
	G1/8	3158 04 10	5	13	32	8.5	17.5	9	0.009
	G1/4	3158 04 13	5.5	16	32.5	8.5	17.5	9	0.014
6	M5x0.8	3158 06 19	3.5	10	39.5	10.5	21.5	11	0.009
	G1/8	3158 06 10	5	13	39	10.5	21.5	11	0.012
	G1/4	3158 06 13	5.5	16	39.5	10.5	21.5	11	0.017
8	G1/8	3158 08 10	5	13	49	13.5	28	14.5	0.020
	G1/4	3158 08 13	5.5	16	49.5	13.5	28	14.5	0.023
	G3/8	3158 08 17	6	19	48	13.5	28	14.5	0.030
10	G1/4	3158 10 13	5.5	16	58	16	33	17	0.031
	G3/8	3158 10 17	6	20	57.5	16	33	17	0.039
	G1/2	3158 10 21	7	24	58	16	33	17	0.053
12	G3/8	3158 12 17	6	20	62	19	39	20	0.044
	G1/2	3158 12 21	7	24	63	19	39	20	0.049

The body swivels for positioning purposes.

Stud Fittings

3112 Double Y Piece, Male BSPT Thread

Technical polymer, nickel-plated brass, NBR

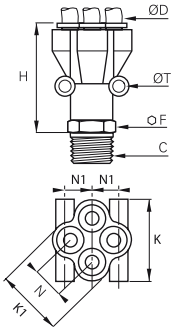

ØD	C		F	H	K	K1	N	N1	ØT	kg
4	R1/8	3112 04 10	13	41.5	25.5	21	10	8.5	3.7	0.023
	R1/4	3112 04 13	14	43.5	25.5	21	10	8.5	3.7	0.027
6	R1/8	3112 06 10	19	54.5	31.5	26.5	12	10	3.7	0.041
	R1/4	3112 06 13	19	57.5	31.5	26.5	12	10	3.7	0.047

Pre-coated thread
The body swivels for positioning purposes.

3132 Double Y, Male BSPP Thread

Technical polymer, nickel-plated brass, NBR

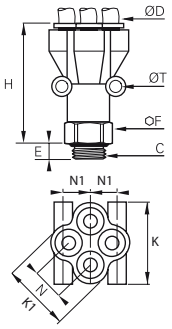

ØD	C		E	F	H	K	K1	N	N1	ØT	kg
4	G1/8	3132 04 10	5	13	41	25.5	21	10	8.5	3.7	0.023
	G1/4	3132 04 13	5.5	16	40	25.5	21	10	8.5	3.7	0.025
6	G1/8	3132 06 10	5	19	53.5	31.5	26.5	12	10	3.7	0.040
	G1/4	3132 06 13	5.5	19	52.5	31.5	26.5	12	10	3.7	0.045

The body swivels for positioning purposes.

3100 Carstick® Cartridge

Brass, NBR

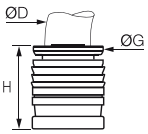

ØD		G	G1	H	L	kg
4	3100 04 00	8	11	10	554	0.001
6	3100 06 00	10	14.5	11.5	629	0.002
8	3100 08 00	13	15	15	794	0.002
10	3100 10 00	15.5	19.5	17	930	0.005
12	3100 12 00	19.5	21	19.5	1038	0.010

50 cartridges per Carstick®
Cavity dimensions are available in chapter 2.

3100 Carstick® Cartridge

Inch

Nickel-plated brass, NBR

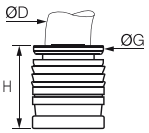

ØD		G	G1	H	L	kg
1/8	3100 53 00 99	7	10	9	508	0.002
1/4	3100 56 00 99	10.5	14.5	12	600	0.003
3/8	3100 60 00 99	15.5	19	16.5	930	0.006

50 cartridges per Carstick®
Cavity dimensions are available in chapter 2.

Other products are available upon request; please do not hesitate to consult us.

Tube-to-Tube Fittings

3106 Equal and Unequal Tube-to-Tube Connector

Technical polymer, NBR

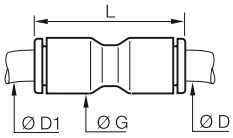

ØD	ØD1		G	L	kg
3	3	3106 03 00	8.5	25	0.002
	4	3106 03 04	8.5	25	0.002
4	1/4	3106 04 56	11	29.5	0.010
	4	3106 04 00	8.5	25	0.001
	6	3106 04 06	11	28	0.002
	8	3106 04 08	13.5	38	0.005
6	1/4	3106 06 56	13.5	36	0.009
	6	3106 06 00	10.5	28.5	0.002
	8	3106 06 08	13.5	38	0.005
	10	3106 06 10	16	42	0.007
8	8	3106 08 00	13.5	38	0.004
	10	3106 08 10	16	42	0.008
	12	3106 08 12	19	50.5	0.026
10	10	3106 10 00	16	42	0.006
	12	3106 10 12	19	50.5	0.022
12	1/2	3106 12 62	22	56.5	0.024
	12	3106 12 00	19	50.5	0.009
	14	3106 12 14	22	56	0.026
	16	3106 12 16	27	61	0.066
14	14	3106 14 00	22	56	0.014
16	16	3106 16 00	27	60.5	0.041

3106 Equal and Unequal Tube-to-Tube Connector — Inch

Technical polymer, NBR

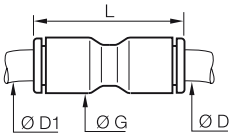

ØD	ØD1		G	L	kg
1/4	1/4	3106 56 00	10.9	29.5	0.002
3/8	3/8	3106 60 00	16	42	0.006
	10	3106 60 10	12	50.5	0.029
	1/4	3106 60 56	16	41	0.016
1/2	1/2	3106 62 00	22	55	0.015

5/32" (4 mm) and 5/16" (8 mm) also available

3102 Equal and Unequal Elbow

Technical polymer, NBR

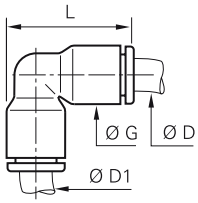

ØD	ØD1		G	L	kg
4	4	3102 04 00	8.5	19	0.001
	6	3102 04 06	10.5	22.5	0.004
6	6	3102 06 00	10.5	22.5	0.002
	8	3102 06 08	13.5	29.5	0.009
8	8	3102 08 00	13.5	29.5	0.004
	10	3102 08 10	16	34.5	0.031
10	10	3102 10 00	16	34.5	0.006
	12	3102 10 12	19	40.5	0.022
12	12	3102 12 00	19	40.5	0.010
14	14	3102 14 00	22	46.5	0.015
16	16	3102 16 00	27	52	0.043

3102 Equal Elbow — Inch

Technical polymer, NBR

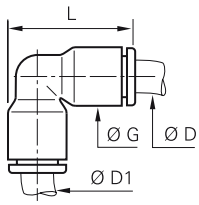

ØD	ØD1		G	L	kg
1/4	1/4	3102 56 00	11	23.5	0.002
3/8	3/8	3102 60 00	16	34	0.006
1/2	1/2	3102 62 00	22	35	0.018

5/32" (4 mm) and 5/16" (8 mm) also available

Tube-to-Tube Fittings

3104 Equal and Unequal Tee

Technical polymer, NBR

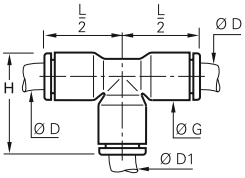

ØD	ØD1		G	H	L/2	kg
3	3	3104 03 00	8.5	19	14.5	0.004
4	4	3104 04 00	8.5	19	14.5	0.002
	6	3104 04 06	10.5	22.5	17.5	0.007
6	4	3104 06 04	10.5	22.5	17.5	0.005
	6	3104 06 00	10.5	22.5	17.5	0.003
	8	3104 06 08	13.5	29.5	23	0.015
8	4	3104 08 04	13.5	29	22.5	0.114
	6	3104 08 06	13.5	29.5	23	0.010
	8	3104 08 00	13.5	29.5	23	0.006
	10	3104 08 10	16	34.5	26.5	0.021
10	4	3104 10 04	16	39	31	0.027
	8	3104 10 08	16	34.5	26.5	0.014
	10	3104 10 00	16	34.5	26.5	0.009
	12	3104 10 12	19	40.5	31	0.036
12	4	3104 12 04	19	39	31	0.034
	10	3104 12 10	19	40.5	31	0.024
	12	3104 12 00	19	40.5	31	0.014
14	8	3104 14 08	22	46	35.5	0.054
	14	3104 14 00	22	46	35.5	0.023
16	12	3104 16 12	27	52.5	39	0.088
	16	3104 16 00	27	52	39	0.063

3104 Equal and Unequal Tee

Inch

Technical polymer, NBR

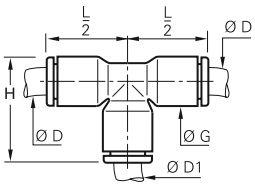

ØD	ØD1		G	H	L/2	kg
5/32	1/4	3104 04 56	11	23.5	18	0.014
1/8	1/8	3104 53 00	8.4	19	14.5	0.003
	1/4	3104 53 56	11	23.5	18	0.011
3/16	3/16	3104 55 00	10.9	27.2	21.6	0.015
1/4	5/32	3104 56 04	11	23.5	18.5	0.014
	1/4	3104 56 00	11	23	24	0.003
	1/8	3104 56 53	11	23.5	18.5	0.007
	3/8	3104 56 60	16	33.5	24.5	0.017
3/8	1/4	3104 60 56	16	32.5	25.5	0.019
	1/2	3104 60 62	22	46	35	0.070
	3/8	3104 60 00	16	34	26	0.009
1/2	1/2	3104 62 00	22	46	35	0.026
	1/4	3104 62 56	22.1	45.2	35.3	0.021
	3/8	3104 62 60	22	46	35	0.060

5/32" (4 mm) and 5/16" (8 mm) also available

3140 Equal and Unequal Single Y Piece

Technical polymer, NBR

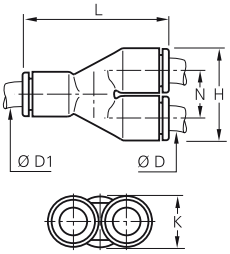

ØD	ØD1		H	K	L	N	kg
4	4	3140 04 00	17.5	8.5	28.5	9	0.002
	6	3140 04 06	17.5	10.5	33	9	0.003
6	6	3140 06 00	21.5	10.5	35	11	0.003
	8	3140 06 08	22.5	13.5	41	11.5	0.005
8	8	3140 08 00	28	13.5	45	14.5	0.007
	10	3140 08 10	28	16	47	14.5	0.011
10	10	3140 10 00	33	16	53	17	0.010
	12	3140 10 12	33	19	57	17	0.018
12	12	3140 12 00	39	19	57	17	0.028

Tube-to-Tube Fittings

3107 Equal and Unequal Cross

Technical polymer, NBR

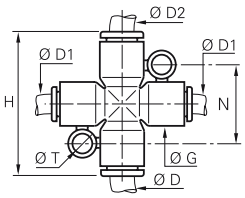

ØD	ØD1	ØD2		G	H	N	ØT	kg
4	4	4	3107 04 00	11	36	20	4.2	0.013
6	4	6	3107 04 06	11	36	20	4.2	0.010
4	4	6	3107 06 04	11	36	20	4.2	0.011
6	6	6	3107 06 00	11	36	20	4.2	0.005
8	6	8	3107 06 08	11	46	22.5	4.2	0.018
6	6	8	3107 08 06	13.5	46	22.5	4.2	0.023
8	8	8	3107 08 00	13.5	46	22.5	4.2	0.020

Boxes protect the contents and are designed to meet your requirements:
- part numbers and corresponding product pictures allow for immediate visual identification
- bar codes
- easy storage
- tamper-proof system of opening/closing
- recyclable material

Bulkhead Connector Fittings

3116 Equal Bulkhead Connector

Technical polymer, NBR

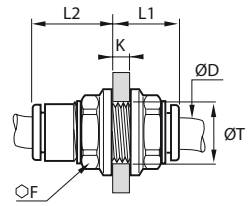

ØD		F	K max	L1	L2	ØT min	kg
4	3116 04 00	13	5.5	15	10	10.5	0.003
6	3116 06 00	15	8.5	18	10.5	12.5	0.004
8	3116 08 00	18	14.5	25	13.5	15.5	0.007
10	3116 10 00	22	14.5	27.5	15.5	18.5	0.015
12	3116 12 00	26	18.5	33	18	22.5	0.019
14	3116 14 00	29	20.5	37.5	20.5	25.5	0.028

3146 Equal Mixed Bulkhead Connector

Nickel-plated brass, NBR

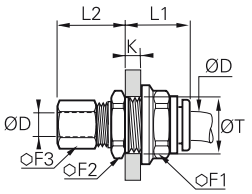

ØD		F1	F2	F3	K max	L1	L2	ØT min	kg
4	3146 04 00	13	13	10	7	17.5	17.5	10.5	0.018
6	3146 06 00	15	17	13	8	19	18	12.5	0.029
8	3146 08 00	18	19	14	8	20.5	20.5	15.5	0.036
10	3146 10 00	22	22	19	8.5	23	24.5	18.5	0.065
12	3146 12 00	26	25	22	8.5	27	25	22.5	0.096
14	3146 14 00	29	29	24	10.5	27	27	25.5	0.125

Push-in connection with compression fitting

3136 Bulkhead Connector, Female BSPP Thread

Nickel-plated brass, NBR

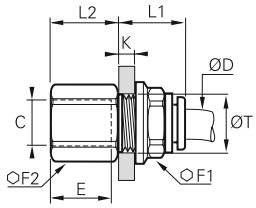

ØD	C		E	F1	F2	K max	L1	L2	ØT min	kg
4	G1/8	3136 04 10	9.5	13	13	7	17	11.5	10.5	0.015
	G1/4	3136 04 13	13.5	13	16	7	17	15.5	10.5	0.021
6	G1/8	3136 06 10	9.5	15	15	8	19	10.5	12.5	0.020
	G1/4	3136 06 13	13.5	15	17	7	19	15.5	12.5	0.027
	G3/8	3136 06 17	12	15	22	8	19	16	12.5	0.041
8	G1/8	3136 08 10	9.5	18	17	8	20.5	10.5	15.5	0.029
	G1/4	3136 08 13	13.5	18	17	8	20.5	14.5	15.5	0.029
10	G3/8	3136 10 17	14	22	22	8.5	23	16	18.5	0.051
12	G3/8	3136 12 17	14	26	24	8.5	27	16	22.5	0.078
	G1/2	3136 12 21	19.5	26	27	8.5	27	21.5	22.5	0.097
16	G3/8	3136 16 17	12	29	29	10.5	30	15	27.5	0.125
	G1/2	3136 16 21	15	29	29	10.5	30	19.5	27.5	0.126

3139 Equal Bulkhead Elbow

Technical polymer, nickel-plated brass, NBR

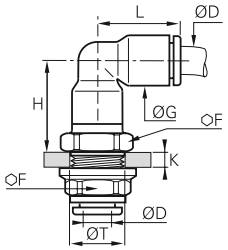

ØD		F	G	H	K max	L	ØT min	kg
4	3139 04 00	13	8.5	17	6.5	14.5	10.5	0.014
6	3139 06 00	15	10.5	19.5	7	17.5	12.5	0.021
8	3139 08 00	18	13.5	24	8	23	15.5	0.032
10	3139 10 00	22	16	28	8.5	26	18.5	0.050
12	3139 12 00	26	19	33	8.5	31	22.5	0.086
14	3139 14 00	29	25.5	37.5	10.5	36	25.5	0.116

The body swivels for positioning purposes.

Multiple Fittings

3144 Equal and Unequal Multiple Y Piece

Technical polymer, NBR

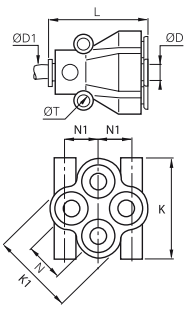

ØD	ØD1		K	K1	L	N	N1	ØT	kg
4	4	3144 04 04	25.5	21	30.5	10	8.5	3.7	0.015
	6	3144 04 06	26	21	30.5	10	10	3.7	0.013
6	6	3144 06 06	31.5	26.5	37.5	12	8.5	3.7	0.034
	8	3144 06 08	31.5	26.5	38	12	10	3.7	0.026

3304 Multiple Tee

Technical polymer, NBR

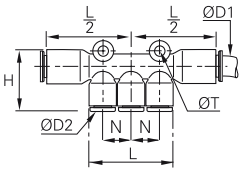

ØD1	ØD2		H	L	L/2	N	ØT	kg
6	4	3304 06 04	24.5	34	37	11.5	4.2	0.015
8	4	3304 08 04	24.5	34	37	11.5	4.2	0.012
	6	3304 08 06	24.5	34	37	11.5	4.2	0.010
10	6	3304 10 06	36	44	40.5	14.5	4.2	0.019
	8	3304 10 08	36	44	40.5	15.5	4.2	0.015

3306 90° Multiple Elbow

Technical polymer, NBR

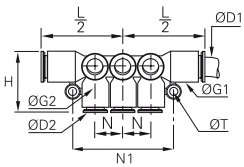

ØD1	ØD2		G	G1	H	L/2	N	N1	ØT	kg
6	4	3306 06 04	13.5	11	18.5	36	43	11.5	4.2	0.034
8	4	3306 08 04	13.5	11	18.5	36.5	43	11.5	4.2	0.025
	6	3306 08 06	13.5	11	18.5	36.5	43	11.5	4.2	0.022
10	6	3306 10 06	16	13.5	23	42	52	14.5	4.2	0.048
	8	3306 10 08	16	13.5	23.5	42	52	14.5	4.2	0.036

3310 In-Line Manifold

Treated aluminium, NBR

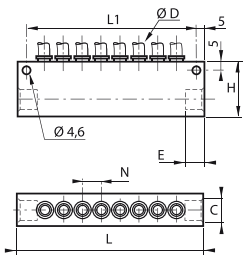

ØD	C		Number of Outlets	E	H	L	L1	N	kg
4	G1/4	3310 04 13	8	10	33	114	104	11.5	0.175
6	G1/4	3310 06 13	8	10	33	114	104	12.5	0.170
8	G3/8	3310 08 17	6	12	33	114	104	15	0.157
10	G1/2	3310 10 21	6	16	48	145.5	135.5	17	0.348
12	G1/2	3310 12 21	6	16	45	158	148	20.5	0.370

Plug-In Fittings and Accessories

3182 Equal and Unequal Plug-In Elbow

Technical polymer, NBR

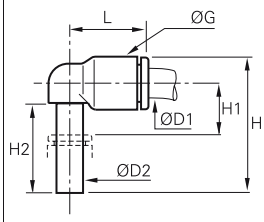

ØD1	ØD2		G	H	H1	H2	L	kg
4	4	3182 04 00	8.5	23	6	15.5	14	0.001
	6	3182 04 06	10.5	26.5	7	17	16	0.003
6	4	3182 06 04	10.5	24.5	7	15.5	16	0.001
	6	3182 06 00	10.5	26.5	7	17	16	0.001
	8	3182 06 08	13.5	33.5	8	21.5	23	0.007
8	8	3182 08 00	13.5	33.5	8	21.5	23	0.003
	10	3182 08 10	16	39	10	24.5	26.5	0.010
10	10	3182 10 00	16	39	10	24.5	26.5	0.004
	12	3182 10 12	19	44.5	10.5	27.5	31	0.017
12	12	3182 12 00	19	45.5	10.5	27.5	31	0.007

3182 Equal Plug-In Elbow

Inch

Technical polymer, NBR

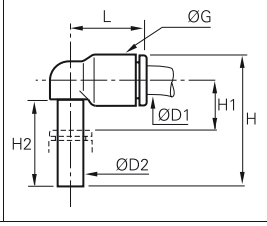

ØD1	ØD2		G	H	H1	H2	L	kg
1/4	1/4	3182 56 00	11	27.5	7.5	18	18.5	0.002
3/8	3/8	3182 60 00	16	38.5	9	24	26	0.010
1/2	1/2	3182 62 00	22	51	13	28	35	0.030

5/32" (4 mm) and 5/16" (8 mm) also available

3184 Extended Equal and Unequal Plug-In Elbow

Technical polymer, NBR

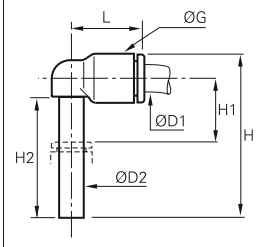

ØD1	ØD2		G	H	H1	H2	L	kg
4	4	3184 04 00	8.5	32.5	15.5	25	14	0.004
	6	3184 04 06	10.5	38.5	19	29	16	0.004
6	6	3184 06 00	10.5	38.5	19	29	16	0.002
	8	3184 06 08	13.5	49	23.5	37	23	0.010
8	8	3184 08 00	13.5	49	23.5	37	23	0.003
	10	3184 08 10	16	56	26.5	41.5	26.5	0.013
10	10	3184 10 00	16	56	26.5	41.5	26.5	0.010
	12	3184 10 12	19	62.5	28	45.5	31	0.020
12	12	3184 12 00	19	62.5	28	45.5	31	0.014

3180 45° Plug-In Equal Elbow

Technical polymer, NBR

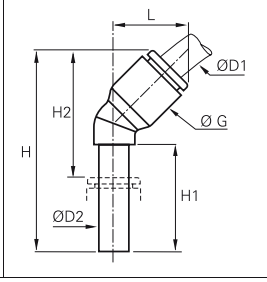

ØD1	ØD2		G	H	H1	H2	L	kg
4	4	3180 04 00	9	33.5	19	21	13	0.001
6	6	3180 06 00	11	39	21	25	14.5	0.003
8	8	3180 08 00	13.5	44	21.5	25.5	19.5	0.005
10	10	3180 10 00	16	53	27	32.5	23	0.004
12	12	3180 12 00	19	58.5	27.5	34	26.5	0.007

Plug-In Fittings and Accessories

3183 Equal and Unequal Plug-In Run Tee

Technical polymer, NBR

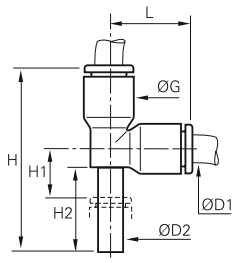

ØD1	ØD2		G	H	H1	H2	L	kg
4	4	3183 04 00	8.5	33	6	15.5	14.5	0.002
	6	3183 04 06	10.5	38.5	7	17	17.5	0.006
6	6	3183 06 00	10.5	38.5	7	17	17	0.002
	8	3183 06 08	13.5	48.5	8	21.5	23	0.014
8	8	3183 08 00	13.5	49	8	21.5	23	0.004
	10	3183 08 10	16	56.5	10.5	24.5	26.5	0.018
10	10	3183 10 00	16	57	10.5	24.5	26.5	0.007
	12	3183 10 12	19	65.5	10.5	27.5	31	0.034
12	12	3183 12 00	19	65.5	10.5	27.5	31	0.011

3188 Equal and Unequal Plug-In Branch Tee

Technical polymer, NBR

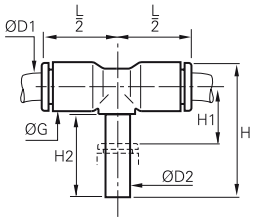

ØD1	ØD2		G	H	H1	H2	L/2	kg
4	4	3188 04 00	8.5	25	8	15.5	14.5	0.002
	6	3188 04 06	10.5	28.5	9	17	16	0.007
6	6	3188 06 00	10.5	28.5	9	17	16	0.002
	8	3188 06 08	13.5	36.5	11	21.5	22	0.014
8	8	3188 08 00	13.5	36.5	11	21.5	23	0.005
	10	3188 08 10	16	41	12.5	24.5	26.5	0.018
10	10	3188 10 00	16	41	12.5	24.5	26.5	0.007
	12	3188 10 12	19	46.5	12.5	27.5	31	0.034
12	12	3188 12 00	19	46.5	12.5	27.5	31	0.020

3142 Equal and Unequal Plug-In Single Y Piece

Technical polymer, NBR

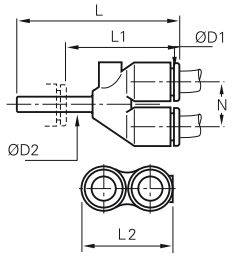

ØD1	ØD2		L	L1	L2	N	kg
4	4	3142 04 00	34	21.5	17.5	9	0.002
	6	3142 04 06	35.5	21.5	17.5	9	0.004
6	6	3142 06 00	39.5	25.5	21.5	11	0.004
	8	3142 06 08	44	25.5	21.5	11	0.015
8	8	3142 08 00	50.5	32	28	14.5	0.007
	10	3142 08 10	53.5	32	28	14.5	0.024
10	10	3142 10 00	57.5	36	33	17	0.010
	12	3142 10 12	60	35	33	17	0.037
12	12	3142 12 00	66	41	39	20	0.017

3143 Multiple Plug-In Y Piece

Technical polymer, nickel-plated brass, NBR

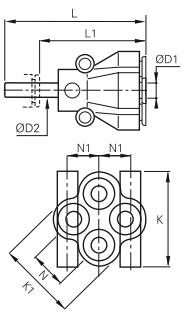

ØD1	ØD2		K	K1	L	L1	N	N1	kg
4	6	3143 04 06	26	21.5	49.5	35.5	11	8.5	0.012
	8	3143 04 08	26	21.5	51	32	11	8.5	0.021
6	8	3143 06 08	31.5	26.5	57.5	39	12	10	0.035

Plug-In Fittings and Accessories

3120 Stem Connector

Technical polymer

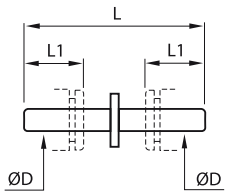

ØD		L	L1	kg
4	3120 04 00	34.5	12	0.001
6	3120 06 00	38.5	14	0.001
8	3120 08 00	41	18.5	0.001
10	3120 10 00	51.5	20.5	0.002
12	3120 12 00	60	24.5	0.004
14	3120 14 00	69.5	25.5	0.007

This model is available in nickel-plated brass; please use suffix 85. Example: 3120 04 00 85.
Only compatible with Parker Legris fittings.
Drawing available upon request.

3166 Plug-In Reducer

Technical polymer, NBR

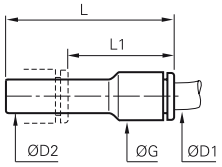

ØD1	ØD2		G	L	L1	kg
3	4	3166 03 04	8.5	37.5	23.5	0.002
4	6	3166 04 06	8.5	37.5	23.5	0.001
	8	3166 04 08	8.5	37.5	19	0.001
	10	3166 04 10	12	44	22.5	0.003
6	8	3166 06 08	10.5	37.5	20	0.001
	10	3166 06 10	10.5	38	17.5	0.002
	12	3166 06 12	14.5	46	23	0.005
	14	3166 06 14	14.5	48	23	0.006
8	10	3166 08 10	13.5	49	28.5	0.003
	12	3166 08 12	13.5	49	24.5	0.004
	14	3166 08 14	17	48	23	0.007
10	12	3166 10 12	21.5	56.5	33.5	0.006
	14	3166 10 14	21.5	58.5	33.5	0.007
12	14	3166 12 14	23.5	58.5	33.5	0.010

3166 Plug-In Reducer — Inch

Technical polymer, NBR

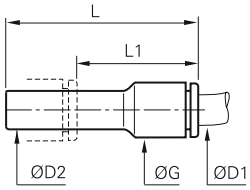

ØD1	ØD2		G	L	L1	kg
1/4	5/16	3166 56 08	11	41	23	0.002
	3/8	3166 56 60	11	41	21	0.002

3168 Plug-In Increaser

Technical polymer, NBR

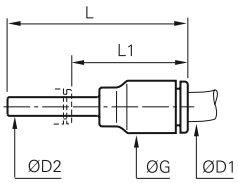

ØD1	ØD2		G	L	L1	kg
6	4	3168 06 04	10.5	35	23	0.001
8	6	3168 08 06	13.5	45	31.5	0.003
	1/4	3168 08 56	16	40	25.5	0.008
10	8	3168 10 08	16	42.5	21	0.009
12	10	3168 12 10	19	49	24.5	0.012

3168 Plug-In Increaser — Inch

Technical polymer, NBR

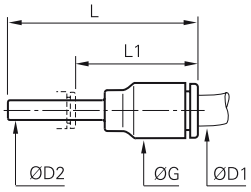

ØD1	ØD2		G	L	L1	kg
1/4	5/32	3168 56 04	11	41	29	0.001
	3/16	3168 56 55	20.5	41	25	0.003

Plug-In Fittings and Accessories

3126 Blanking Plug

Technical polymer

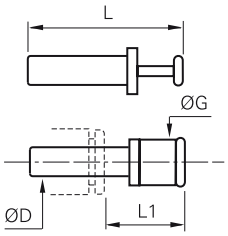

ØD		G	L	L1	kg
3	3126 03 00	6	25	13.5	0.001
4	3126 04 00	4	30	15.5	0.001
6	3126 06 00	8	33	16.5	0.001
8	3126 08 00	10	35	17.5	0.001
10	3126 10 00	12	42	21	0.002
12	3126 12 00	14	45	22	0.003
14	3126 14 00	16	49	23.5	0.005
16	3126 16 00*	19	57	30	0.063

*Nickel-plated brass

3126 Blanking Plug — Inch

Technical polymer

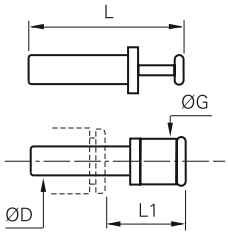

ØD		G	L	L1	kg
1/4	3126 56 00	8	36.5	22	0.001
3/8	3126 60 00	12	42	22	0.002
1/2	3126 62 00	15	48.5	21.5	0.003

5/32" (4 mm) and 5/16" (8 mm) also available

3122 Plug-In Barb Connector

Technical polymer

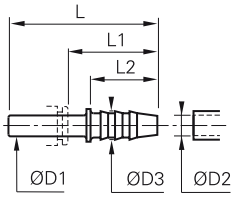

ØD1	ØD2		ØD3	L	L1	L2	kg
4	3.2	3122 04 53	5	37	25	17	0.004
	5	3122 04 05	7	37	25	17	0.005
6	5	3122 06 05	7	39	25	17	0.001
8	6.3	3122 08 56	8.5	39.5	21	17	0.001
	8	3122 08 08	10	44.5	26	22	0.001
10	6.3	3122 10 56	8	45	24.5	17	0.002
	8	3122 10 08	10	50	29.5	22	0.002
12	8	3122 12 08	10	50	26	22	0.002
	10	3122 12 10	12	48.5	25.5	22.5	0.002
	12.5	3122 12 62	14.5	57	34	22.5	0.004
14	12.5	3122 14 62	14.5	59.5	34.5	22.5	0.022

3151 End Cap

Technical polymer, NBR

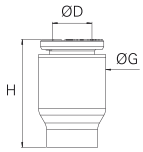

ØD		G	H	kg
4	3151 04 00	8.5	14.7	0.001
6	3151 06 00	10.5	16.9	0.001
8	3151 08 00	13.5	21.9	0.002
10	3151 10 00	16	22.2	0.003
12	3151 12 00	19	27.7	0.006
14	3151 14 00	22	28	0.014

Other products are available upon request; please do not hesitate to consult us.

Banjo Fittings

This range of fittings is ideal when access is only possible from above and **orientation of the tube** is required. This range of modular fittings includes single and multiple configurations, allowing **wide flexibility of design**.

Product Advantages

Compact

- Compact design with minimum space between fittings
- Banjo bolt designed for maximum flow
- Easy access, even when fittings are close together
- Easy assembly and automatic sealing:
  - with pre-coating on taper threads
  - with an integral O-ring seal on parallel threads
- Safe operation: orientation of tube is ensured
- 100% leak-tested in production
- Date coding to guarantee quality and traceability

Modular

- Effortless stacking of banjo bodies to allow construction of 2 to 6 outlets
- Orientable (360°) for perfect alignment
- Modular: tube diameters may be different

Applications

Robotics
Automotive Process
Pneumatics
Semi-Conductors
Textile
Packaging

Technical Characteristics

Compatible Fluids	Compressed air Other fluids: please consult us
Working Pressure	Vacuum to 20 bar
Working Temperature	-20°C to +80°C

Tightening Torque (daN.m)	Threads					
	M3 x0.5	M5 x0.8	G1/8	G1/4	G3/8	G1/2
	0.05	0.1	0.4	0.5	0.6	0.7

Reliable performance is dependent upon the type of fluid conveyed, component materials and tubing being used.
Use is guaranteed with a vacuum of 755 mm Hg (99% vacuum).

Component Materials

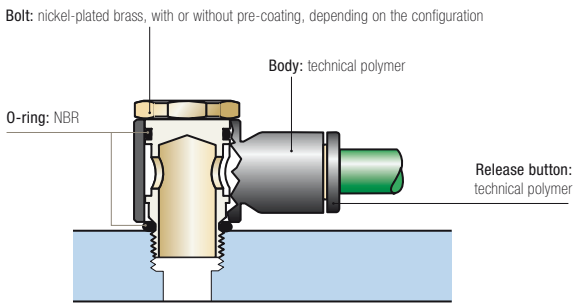

Silicone-free

Regulations

ISO 14743: Pneumatic fluid power, push-in connectors for thermoplastic tubes
DI: 97/23/EC (PED)
DI : 2002/95/EC (RoHS) 2011/65/EC
DI : 1907/2006 (REACH)

Installation Configurations

Thread and bore diameters for part numbers 3524 - 3527 - 3528 - 3529:

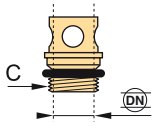

Thread (C)	M5x0.8	G1/8	G1/4	G3/8	G1/2
DN	2.5	5.5	8.5	11	13

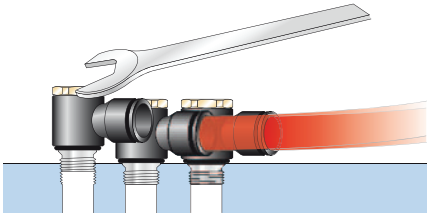

Banjo Fittings

3118 Single Banjo, Male BSPP and Metric Thread

Technical polymer, nickel-plated brass, NBR

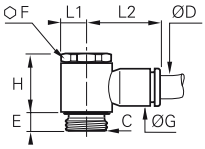

ØD	C		E	F	G	H	L1	L2	kg
3	M3x0.5	3118 03 09*	3	-	8.5	13	5	16	0.005
	M5x0.8	3118 03 19*	4	-	8.5	13	5	16	0.005
4	M5x0.8	3118 04 19*	4	-	8.5	13	5	16.5	0.004
	G1/8	3118 04 10	4	13	8.5	17	7	18.5	0.012
6	M5x0.8	3118 06 19*	4	-	10.5	13	7	18.5	0.004
	G1/8	3118 06 10	4	13	10.5	17	7	20	0.013
	G1/4	3118 06 13	5.5	17	10.5	21	9.5	22	0.023
8	G1/8	3118 08 10	4	13	13.5	16.5	7	25	0.013
	G1/4	3118 08 13	5.5	17	13.5	21	9	27	0.024
	G3/8	3118 08 17	5.5	20	13.5	24.5	11	29	0.038
10	G1/4	3118 10 13	5.5	17	16	21	9.5	29	0.025
	G3/8	3118 10 17	5.5	20	16	24.5	11	31	0.039
	G1/2	3118 10 21	8	25	19	27.5	13.5	36.5	0.083
12	G3/8	3118 12 17	5.5	20	19	24.5	11	34.5	0.044
	G1/2	3118 12 21	8	25	19	27.5	13.5	36.5	0.074

*With screwdriver slot

3018 Single Banjo, Male BSPT Thread

Technical polymer, nickel-plated brass, NBR

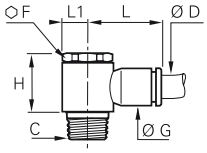

ØD	C		F	G	H	L	L1	kg
4	R1/8	3018 04 10	13	8.5	18.5	18.5	7	0.015
6	R1/8	3018 06 10	13	10.5	18.5	20	7	0.015
	R1/4	3018 06 13	17	10.5	22.5	22	9.5	0.029
8	R1/8	3018 08 10	13	13.5	18.5	25	7	0.016
	R1/4	3018 08 13	17	13.5	22.5	27	9.5	0.030
	R3/8	3018 08 17	21	13.5	26.5	29	11	0.047
10	R1/4	3018 10 13	17	16	22.5	29	9.5	0.032
	R3/8	3018 10 17	21	16	26.5	31	11	0.048
12	R1/4	3018 12 13	21	19	26.5	34.5	11	0.052
	R3/8	3018 12 17	21	19	26.5	34.5	11	0.050
	R1/2	3018 12 21	25	19	30	37	13.5	0.086

Pre-coated thread

3124 Single Banjo, Male/Female BSPP and Metric Thread

Technical polymer, nickel-plated brass, NBR

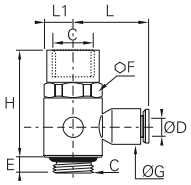

ØD	C		E	F	G	H	L	L1	kg
4	M5x0.8	3124 04 19	4	8	8.5	19	16	5	0.006
	G1/8	3124 04 10	4	13	8.5	25.5	18.5	7	0.015
6	G1/4	3124 06 13	5.5	17	10.5	33	22	9	0.030
8	G3/8	3124 08 17	5.5	20	13.5	37.5	29	11	0.056

This product family was developed to allow assembly of a function fitting on a cylinder.

3149 Twin Banjo, Male BSPP and Metric Thread

Technical polymer, nickel-plated brass, NBR

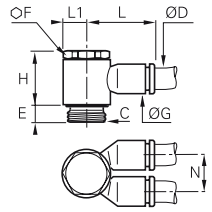

ØD	C		E	F	G	H	L	L1	N	kg
4	M5x0.8	3149 04 19*	4	-	8.5	13	16	4.5	9	0.005
	G1/8	3149 04 10	4	13	10.5	16.5	18.5	7	11.5	0.018
6	G1/8	3149 06 10	4	13	10.5	16.5	18.5	7	11.5	0.014
	G1/4	3149 06 13	5.5	17	13.5	21	27	9.5	14.5	0.035
8	G1/4	3149 08 13	5.5	17	13.5	21	27	9.5	14.5	0.026
	G3/8	3149 08 17	5.5	20	16	24.5	31	11	17	0.053
10	G3/8	3149 10 17	5.5	20	16	24.5	31	11	17	0.042

*With screwdriver slot

3119 Double Banjo, BSPP and Metric Thread

Technical polymer, nickel-plated brass, NBR

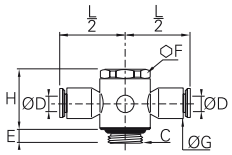

ØD	C		E	F	G	H	L/2	kg
4	M5x0.8	3119 04 19*	4	-	8.5	13	8	0.005
	G1/8	3119 04 10	4	13	11	17	20	0.021
6	G1/8	3119 06 10	4	13	11	17	20	0.024
	G1/4	3119 06 13	5.5	17	13.5	21	26.5	0.031
8	G1/4	3119 08 13	5.5	17	13.5	21	27	0.033
	G3/8	3119 08 17	5.5	20	16	24.5	30.5	0.053
10	G3/8	3119 10 17	5.5	20	16	24.5	31	0.045

*With screwdriver slot

Banjo Fittings

3538 Single Banjo Bodies

Technical polymer, NBR

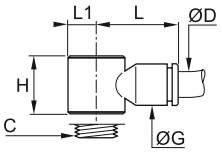

ØD	C		G	H	L	L1	kg
3	M5x0.8	3538 03 19	8.5	13	16	5	0.003
4	M5x0.8	3538 04 19	8.5	13	16	5	0.001
	G1/8	3538 04 10	10.5	14.5	18.5	7	0.002
6	M5x0.8	3538 06 19	11	13	18.5	5	0.001
	G1/8	3538 06 10	10.5	14.5	20	7	0.002
	G1/4	3538 06 13	13.5	18	22	9.5	0.003
8	G1/8	3538 08 10	13.5	14.5	25	7	0.003
	G1/4	3538 08 13	13.5	18	27	9.5	0.004
	G3/8	3538 08 17	13.5	21.5	29	11.5	0.009
10	G1/4	3538 10 13	16	18	29	9.5	0.005
	G3/8	3538 10 17	16	21.5	31	11.5	0.006
	G1/2	3538 10 21	19	22.5	36.5	13.5	0.019
12	G3/8	3538 12 17	19	21.5	34.5	11.5	0.011
	G1/2	3538 12 21	19	22.5	36.5	13.5	0.015

3539 Double Banjo Bodies

Technical polymer, NBR

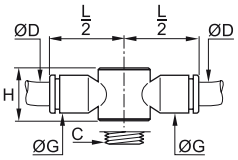

ØD	C		G	H	L/2	kg
4	M5x0.8	3539 04 19	8.5	13	16	0.002
	G1/8	3539 04 10	10.5	14.4	20	0.008
6	G1/8	3539 06 10	10.5	14.4	20	0.011
	G1/4	3539 06 13	13.5	18	26	0.014
8	G1/4	3539 08 13	13.5	18	27	0.013
	G3/8	3539 08 17	16	21.5	30.5	0.020
10	G3/8	3539 10 17	16	21.5	31	0.016

3549 Twin Banjo Bodies

Technical polymer, NBR

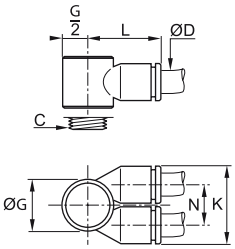

ØD	C		G	K	L	N	kg
4	M5x0.8	3549 04 19	10	17.5	15.5	9	0.003
	G1/8	3549 04 10	14	22.5	20	12	0.007
	G1/4	3549 04 13	18.5	28	25	14.5	0.019
6	G1/8	3549 06 10	14	22.5	20.5	12	0.003
	G1/4	3549 06 13	18.5	28	25	14.5	0.017
	G3/8	3549 06 17	22.5	33	28.5	17	0.013
8	G1/4	3549 08 13	18.5	28	26	14.5	0.010
	G3/8	3549 08 17	22.5	33	29.5	17	0.020
10	G3/8	3549 10 17	22.5	33	29.5	17	0.016

Modular Banjo Fittings

3527 Single Banjo Bolts, Male BSPP and Metric Thread

Nickel-plated brass, NBR

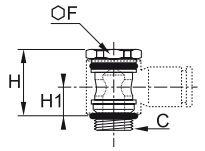

C		F	H	H1	kg
M5x0.8	3527 00 19*	-	17	7.5	0.003
G1/8	3527 00 10	13	17	7.5	0.011
G1/4	3527 00 13	17	21	9.5	0.020
G3/8	3527 00 17	20	24.5	11	0.033
G1/2	3527 00 21	25	27.5	11.5	0.063

*With screwdriver slot
Full bore

3528 Stacking Banjo for 2 Body High Modules, Male BSPP and Metric Thread

Nickel-plated brass, NBR

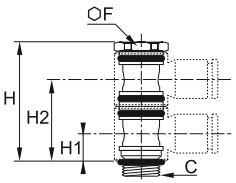

C		F	H	H1	H2	kg
M5x0.8	3528 00 19*	-	24.5	7.5	18.5	0.005
G1/8	3528 00 10	13	31	7.5	22	0.017
G1/4	3528 00 13	17	39	9.5	27.5	0.031
G3/8	3528 00 17	20	46	11	32.5	0.053

*With screwdriver slot
Full bore
Designed for use with 2 banjo bodies

3529 Stacking Banjo for 3 Body High Modules, Male BSPP Thread

Nickel-plated brass, NBR

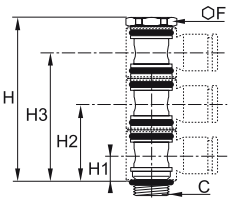

C		F	H	H1	H2	H3	kg
G1/8	3529 00 10	13	45.5	7.5	22	36	0.023
G1/4	3529 00 13	17	54	9.5	27.5	45.5	0.042
G3/8	3529 00 17	20	67.5	11	32.5	54	0.069

Full bore
Designed for use with 3 banjo bodies

3524 Threaded Banjo Bolts, Male/Female BSPP and Metric Thread

Nickel-plated brass, NBR

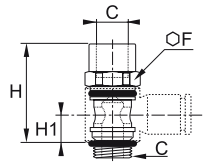

C		F	H	H1	kg
M5x0.8	3524 00 19	8	17	7.5	0.005
G1/8	3524 00 10	13	24.5	7.5	0.013
G1/4	3524 00 13	17	33	9.5	0.027
G3/8	3524 00 17	20	37.5	11	0.038
G1/2	3524 00 21	26	42	11.5	0.067

Full bore

Banjo bolts 3527, 3528, 3529 and 3524 are only usable in association with the corresponding bodies for modular construction 3538, 3539 and 3549.

Thread and passage size for part numbers 3527, 3528, 3529 and 3524.

Thread	M5x0.8	G1/8	G1/4	G3/8	G1/2
DN	2.5	5.5	8.5	11	13

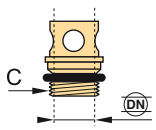

Modular Plug-In Connectors

These connectors allow a **maximum number of tube connections** in a **minimum of space**. Parker Legris offers an **ergonomic solution** to enable quick connection for the most complex installations.

Product Advantages

Panel-Mounted
- Panel mounted to a machine or bulkhead
- Reduced risk of incorrect assembly
- Possible to connect in-line
- Plated metal joiners and clips for reinforcement

In-Line
- Locating pin prevents incorrect assembly
- Cap guides the tubes and protects connections
- Aluminium and technical polymer components
- Bulkhead mountable
- Customised multi-connectors upon request

DIN Rail
- Used alongside electrical connectors
- Pressure indication
- Can be clipped side-by-side into a DIN rail profile [or Ω
- Channels or slots for labels for tube identification

Applications

Robotics
Automotive Process
Pneumatics
Semi-Conductors
Textile
Packaging

Technical Characteristics

Compatible Fluids	Compressed air Other fluids: please consult us
Working Pressure	Vacuum to 10 bar
Working Temperature	-20°C to +80°C

Reliable performance is dependent upon the type of fluid conveyed, component materials and tubing being used.
Use is guaranteed with a vacuum of 755 mm Hg (99% vacuum).

Component Materials

Multi-connectors:
- panel-mounted: zinc-plated steel, technical polymer
- in-line: aluminium, technical polymer
- DIN rail: technical polymer

Connections: LF 3000®

Silicone-free

Installation Configurations

Panel-Mounted

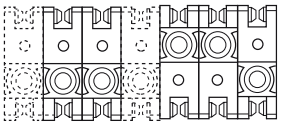

Standard assembly — Customised assembly

A box contains:

10 units
20 joining clips and 4 end pins
4 mounting brackets
4 coupling clips
1 dismantling tool

The module is constructed from a number of symmetrical components connected by joining clips. A coupling clip locks the module closed. A dismantling tool allows disconnection.

Maximum 5 modules recommended for the mating module; the fixed module is not limited.

In-Line

DIN Rail Connector



Regulations

ISO 14743: Pneumatic fluid power, push-in connectors for thermoplastic tubes
DI: 97/23/EC (PED)
DI : 2002/95/EC (RoHS), 2011/65/EC
DI : 1907/2006 (REACH)

Modular Plug-In Connectors

3300 Modular Plug-In Connector

Technical polymer, NBR

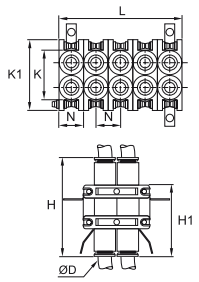

ØD		B	H	H1	K	K1	L	L1	L2	N	kg
4	3300 04 00	21	40.5	29.5	32	20	55	22	6	11	0.078
6	3300 06 00	28	48	38.5	39	27.5	70	28	7.5	14	0.213
8	3300 08 00	28	50	39	39	27.5	70	28	7.5	14	0.025

Clearance hole for Ø3 mm screw

3320 Multi-Connector Male Screw Body

Technical polymer, NBR

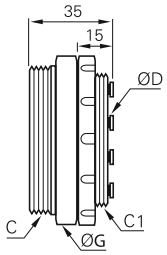

ØD	C	C1		Number of Outlets	G	kg
4	M38x1.5	M32x1.5	3320 04 00 02	2	42	0.046
	M46x1.5	M40x1.5	3320 04 00 04	4	50	0.070
	M46x1.5	M40x1.5	3320 04 00 07	7	50	0.072
	M65x1.5	M58x1.5	3320 04 00 12	12	70	0.136
6	M38x1.5	M32x1.5	3320 06 00 02	2	42	0.050
	M46x1.5	M40x1.5	3320 06 00 04	4	50	0.070
	M46x1.5	M40x1.5	3320 06 00 07	7	50	0.070
8	M38x1.5	M32x1.5	3320 08 00 02	2	45	0.050

The number of male body outlets must correspond to the same number of outlets on the female body.

3321 Multi-Connector Female Screw Body

Technical polymer, NBR

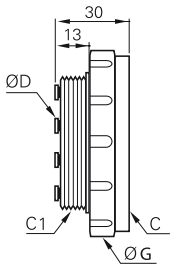

ØD	C	C1		Number of Outlets	G	kg
4	M38x1.5	M32x1.5	3321 04 00 02	2	45	0.040
	M46x1.5	M40x1.5	3321 04 00 04	4	55	0.065
	M46x1.5	M40x1.5	3321 04 00 07	7	55	0.063
	M65x1.5	M58x1.5	3321 04 00 12	12	75	0.124
6	M38x1.5	M32x1.5	3321 06 00 02	2	45	0.043
	M46x1.5	M40x1.5	3321 06 00 04	4	55	0.066
	M46x1.5	M40x1.5	3321 06 00 07	7	55	0.064
8	M38x1.5	M32x1.5	3321 08 00 02	2	45	0.039

The number of female body outlets must correspond to the same number of outlets on the male body.

3329 Multi-Connector Screw Cap

Technical polymer

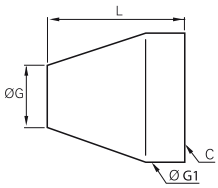

C		Number of Outlets	G	G1	L	kg
M32x1.5	3329 00 01	2	32	42	50	0.043
M40x1.5	3329 00 02	4-7	35	50	55	0.058
M58x1.5	3329 00 03	12	34	70	70	0.139

Overall Dimensions for Bulkhead Mounting

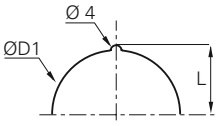

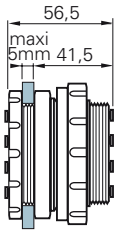

Number of Outlets	L	ØD1
2	17	32.5
4-7	21	40.5
12	30.3	58.5

3379 DIN Rail Connector for 2 Tubes

Technical polymer, NBR

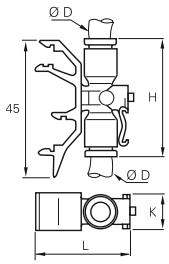

ØD		H	K	L	kg
4	3379 04 00	34.5	11	39.5	0.016
6	3379 06 00	34.5	11	39.5	0.026
8	3379 08 00	46	13	44.5	0.034

Start pressure test point on the system

3381 DIN Rail Connector for 3 Tubes

Technical polymer, NBR

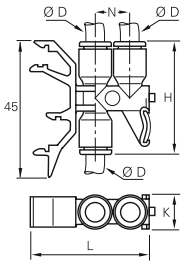

ØD		H	K	L	N	kg
4	3381 04 00	36.5	11	39.5	11.5	0.012
6	3381 06 00	36.5	11	39.5	11.5	0.008
8	3381 08 00	46	13	44.5	14.5	0.013

Start pressure test point on the system


IP 65
24 V DC
FD 392
R 480 007 195
Pe max = 10 bar

Self-Sealing and Oscillating Fittings

Parker Legris has developed these two **innovative** push-in fittings in order to integrate various functions and allow **quick installation** on pneumatic circuits.

Product Advantages

Self-Sealing Fittings

- Prevents fluid flow when there is no tube connected
- Circuits may remain pressurised when being checked and maintained
- When connected, the compressed air flow is restored in both directions

Oscillating Fittings

- Rotation matched to cylinder rod stroke
- Prevents tube wear due to excessive flexing
- Optimum reliability and durability
- Simplifies circuit assembly

Applications

Robotics
Automotive Process
Pneumatics
Semi-Conductors
Textile
Packaging

Technical Characteristics

Compatible Fluids	Compressed air Other fluids: please consult us
Working Pressure	Vacuum to 20 bar (10 bar: self-sealing fitting)
Working Temperature	-20°C to +80°C

Reliable performance is dependent upon the type of fluid conveyed, component materials and tubing being used.
Use is guaranteed with a vacuum of 755 mm Hg (99% vacuum).

Component Materials

Swivel Fitting

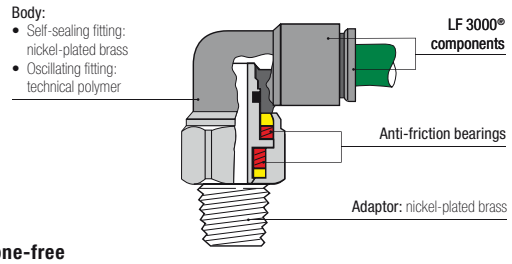

Silicone-free

Regulations

ISO 14743: Pneumatic fluid power, push-in connectors for thermoplastic tubes
DI: 97/23/EC (PED)

DI : 2002/95/EC (RoHS), 2011/65/EC
DI : 1907/2006 (REACH)

Installation Configurations

Self-Sealing Fitting

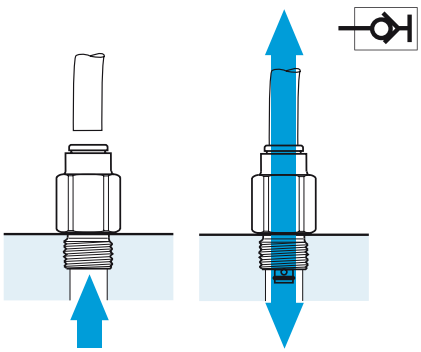

Oscillating Fitting

Tube O.D. (mm)	Torque (daN.m)	Max. Rotation Speed (turn/min.)
4	$<2.5.10^{-3}$	190
6	$<4.10^{-3}$	160
8	$<7.10^{-3}$	120
10	$<11.10^{-3}$	90
12	$<16.10^{-3}$	80

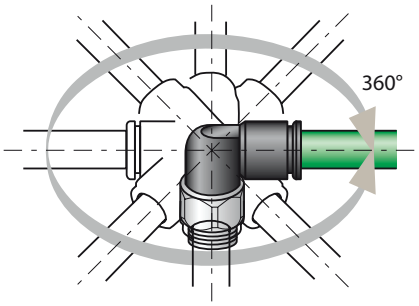

Self-Sealing and Oscillating Fittings

3391 Self-Sealing Stud Fitting, Male BSPP Thread

Nickel-plated brass, NBR

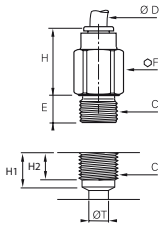

ØD	C		E	F	H	H1	H2	ØT	kg
4	G1/8	3391 04 10	5	13	18	7.5	6	5	0.017
6	G1/8	3391 06 10	5	14	19.5	9	6	7.5	0.019
8	G1/8	3391 08 10	5	14	29.5	10	6	7.5	0.025
	G1/4	3391 08 13	5.5	16	25.5	11	8	9	0.032
10	G3/8	3391 10 17	5.5	20	27.5	13	11	10	0.055

Maximum working pressure: 10 bar

3091 Self-Sealing Stud Fitting, Male BSPT Thread

Nickel-plated brass, NBR

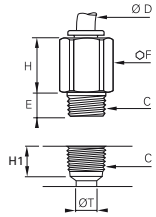

ØD	C		E	F	H	H1	ØT	kg
4	R1/8	3091 04 10	7.5	12	18	9.5	5	0.015
6	R1/8	3091 06 10	7.5	13	19.5	9.5	7.5	0.015
8	R1/8	3091 08 10	6.5	14	25	10.5	7.5	0.024
	R1/4	3091 08 13	11	14	25.5	13.5	9	0.021
10	R3/8	3091 10 17	11.5	17	27.5	14	10	0.035

Maximum working pressure: 10 bar
Pre-coated thread

3160 Self-Sealing Plug-In Fitting

Technical polymer, NBR

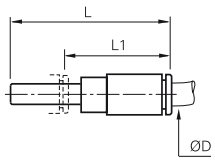

ØD		L	L1	kg
4	3160 04 00	46	33.5	0.006
6	3160 06 00	53.5	31	0.009
8	3160 08 00	58	31	0.014

3159 Oscillating Elbow, Male BSPT Thread

Technical polymer, nickel-plated brass, NBR

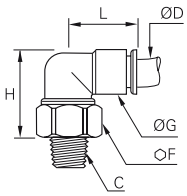

ØD	C		F	G	H	L	kg
4	R1/8	3159 04 10	12	11	22	17.5	0.012
6	R1/8	3159 06 10	14	14	26.5	20.5	0.014
	R1/4	3159 06 13	14	14	23.5	20.5	0.022
8	R1/8	3159 08 10	17	16	32	23.5	0.036
	R1/4	3159 08 13	17	16	29	23.5	0.037
	R3/8	3159 08 17	17	16	25	23.5	0.033
10	R1/4	3159 10 13	19	19.5	37.5	29	0.053
	R3/8	3159 10 17	19	19.5	33.5	29	0.045
12	R1/4	3159 12 13	21	22	44.5	33.5	0.080
	R3/8	3159 12 17	21	22	41	33.5	0.070

Pre-coated thread

3189 Oscillating Elbow, Male BSPP and Metric Thread

Technical polymer, nickel-plated brass, NBR

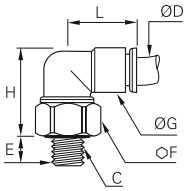

ØD	C		E	F	G	H	L	kg
4	M5x0.8	3189 04 19	3	12	11	24.5	17.5	0.012
	G1/8	3189 04 10	5	13	11	23	17.5	0.013
6	M5x0.8	3189 06 19	3	12	14	27.5	20.5	0.017
	G1/8	3189 06 10	5	14	14	27	20.5	0.019
	G1/4	3189 06 13	5.5	16	14	25.5	20.5	0.023
8	G1/8	3189 08 10	5	17	16	33.5	23.5	0.034
	G1/4	3189 08 13	5.5	17	16	31	23.5	0.034
	G3/8	3189 08 17	5.5	20	16	29.5	23.5	0.042
10	G1/4	3189 10 13	5.5	19	19.5	39	29	0.058
	G3/8	3189 10 17	5.5	20	19.5	37	29	0.050
12	G1/4	3189 12 13	5.5	21	22	46.5	33.5	0.074
	G3/8	3189 12 17	5.5	21	22	45.5	33.5	0.072

Accessories for Push-In Fittings

Parker Legris has designed these different accessories to improve **safety** and circuit **identification**.

Product Advantages

Safety

- Protection of operators and equipment
- Prevents accidental disconnection
- Disconnection only possible with tooling
- Resistance to grease and cleaning agents

Ergonomic

- Colour-coding for fluid circuit identification (6 colours)
- Setting and fixing of your circuits thanks to clips and release button covers
- Easy disconnection with tool where access is difficult
- Adapted to meet all installation configurations

Applications

Robotics
Automotive Process
Pneumatics
Semi-Conductors
Textile
Water Treatment
Beverage Dispensers

Technical Characteristics

Compatible Ranges	LF 3000®, LIQUIfit®
Working Temperature	-20°C to +95°C
Materials	Tamper-proof safety clip, release button cover, clip: technical polymer Reducer and plug: nickel-plated brass

Installation Process

Tamper-Proof Safety Clip

1. Assemble the clip

2. Connect the tube

3. Cut the clip with pliers

4. Remove the clip



5. Release the tube

Coloured Release Button Covers

Coloured release button covers can be mounted on LF 3000® and LIQUIfit® fittings, supplied fitted with manual release buttons.

5 colours are available and allows colour coding to be used throughout circuits.

Disconnection Tool

In cases where access is difficult, this tool can be particularly useful.



Clip Strips

Clips are also designed to fix LF 3000® fittings in series within a minimum of space.

The complete range of accessories can be found in Chapter 9.

Accessories for Push-In Fittings

3130 Tamper-Proof Safety Clip

Technical polymer

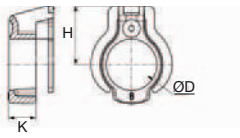

ØD							H	K	kg
4	3130 04 01	3130 04 02	3130 04 03	3130 04 04	3130 04 05	3130 04 10	6.6	3	0.001
6	3130 06 01	3130 06 02	3130 06 03	3130 06 04	3130 06 05	3130 06 10	7.8	3.1	0.001
8	3130 08 01	3130 08 02	3130 08 03	3130 08 04	3130 08 05	3130 08 10	9.5	4.3	0.001
10	3130 10 01	3130 10 02	3130 10 03	3130 10 04	3130 10 05	3130 10 10	10.8	4.2	0.002
12	3130 12 01	3130 12 02	3130 12 03	3130 12 04	3130 12 05	3130 12 10	12.5	5.1	0.003
14	3130 14 01	3130 14 02	3130 14 03	3130 14 04	3130 14 05	3130 14 10	15	6	0.004

CLIP Clip Strip for Tubes and Fittings

Technical polymer

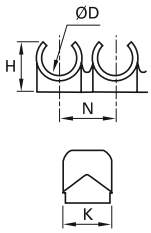

ØD		H	K	N	kg
4	CLIP 04 00	9	13.5	10.5	0.007
6	CLIP 06 00	10.5	13	10.5	0.004
8	CLIP 08 00	12.5	10.5	12	0.007
10	CLIP 10 00	14	12	15	0.005
12	CLIP 12 00	16.5	14	16.5	0.009
14	CLIP 14 00	18	16	20.5	0.008

Delivered in boxes of 10 strips of the same diameter (complete with selftapping screws of 95 mm length)

3000 Disonnection Tool

Treated steel

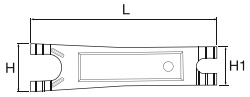

	H	H1	L	kg
3000 70 00	25	20	96	0.021

For disconnecting LF 3000® tubing/fittings where access is difficult, we recommend the use of this disconnection tool.

3110 Coloured Release Button Covers

Technical polymer

ØD						kg
4	3110 04 00	3110 04 02	3110 04 03	3110 04 04	3110 04 05	0.001
6	3110 06 00	3110 06 02	3110 06 03	3110 06 04	3110 06 05	0.001
8	3110 08 00	3110 08 02	3110 08 03	3110 08 04	3110 08 05	0.001
10	3110 10 00	3110 10 02	3110 10 03	3110 10 04	3110 10 05	0.001
12	3110 12 00	3110 12 02	3110 12 03	3110 12 04	3110 12 05	0.001
14	3110 14 00	3110 14 02	3110 14 03	3110 14 04	3110 14 05	0.002

0178 Reducer, Male/Female BSPP and Metric Thread

Nickel-plated brass, NBR

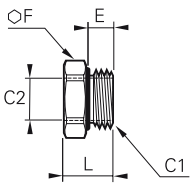

C1	C2		E	F	L	kg
M7x1	M5x0.8	0178 55 19	5	10	12	0.005
G1/8	M5x0.8	0178 10 19	5	13	9	0.006
G1/4	G1/8	0178 13 10	5.5	16	9.5	0.006
G3/8	G1/8	0178 17 10	5.5	20	10.5	0.016
	G1/4	0178 17 13	5.5	20	10.5	0.011
G1/2	G1/4	0178 21 13	7.5	24	12.5	0.024
	G3/8	0178 21 17	7.5	24	12.5	0.016
G3/4	G1/2	0178 27 21	7.5	32	13.5	0.035

With integrated O-ring seal

0222 Internal Hex Plug, Male BSPP and Metric Thread

Nickel-plated brass, NBR

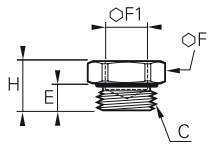

C		E	F	F1	H	kg
M5x0.8	0222 19 00	3.5	8	2.5	7	0.002
M7x1	0222 55 00	5	10	3	8.5	0.003
G1/8	0222 10 00	5	13	5	8.5	0.006
G1/4	0222 13 00	5.5	16	6	9.5	0.010
G3/8	0222 17 00	5.5	20	8	10.5	0.019
G1/2	0222 21 00	7.5	24	10	12	0.030

With integrated O-ring seal

LF 3200 (3 mm) Push-In Fittings Range

Stud Fittings

3281
Metric
Page 1-41

3299
Metric
Page 1-41

3229
Metric
Page 1-41

3298
Metric
Page 1-41

3293
Metric
Page 1-41

3218
Metric
Page 1-42

Tube-to-Tube Fittings and Accessories

3206
Straight
Page 1-43

3202
Elbow
Page 1-43

3204
Tee
Page 1-43

3266
Reducer
Page 1-43

3226
Plug
Page 1-43

LF 3200 Push-In Fittings (3 mm)

Miniature pneumatic installations are very precise and sensitive systems, having specific operating characteristics. Consequently, Parker Legris has developed this **ergonomic** range of brass push-in fittings for its **mechanical robustness** and **compactness**.

Product Advantages

Compact & Lightweight

- 25% smaller than other fittings on the market for optimum actuator dimensions
- Minimum weight for maximum efficiency
- Reduces energy consumption and limits actuator wear

Resistance & Performance

- All brass components for excellent impact resistance
- Gripping system with collet for increased robustness and service life
- Excellent resistance to high operating pressures

Reliability

- 100% leak-tested in production
- Date coding to guarantee quality and traceability
- Ideal for very sensitive applications
- Corrosion-resistant

Applications

Pneumatic Panels
Robotics
Semi-Conductors
Textile
Pneumatics
Vacuum

Technical Characteristics

Compatible Fluids	Compressed air
Working Pressure	Vacuum to 20 bar
Working Temperature	-15°C to +80°C
Tightening Torque (daN.m)	0.01 to 0.1

Reliable performance is dependent upon the type of fluid conveyed, component materials and tubing being used.
Use is guaranteed with a vacuum of 755 mm Hg (99% vacuum).

Component Materials

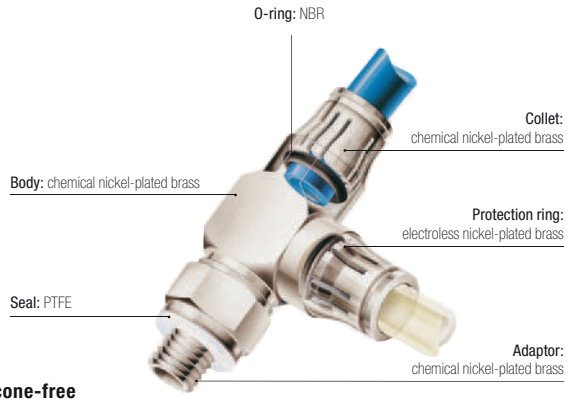

Silicone-free

Regulations

ISO 14743 ISO 14743: Pneumatic fluid power, push-in connectors for thermoplastic tubes

DI: 97/23/EC (PED)
DI: 2002/95/EC (RoHS), 2011/65/EC
DI: 94/9/EC (ATEX)
RG: 1907/2006 (REACH)

Installation Configurations



The LF 3200 fitting, connected with a 3 mm polyurethane or antistatic polyurethane tube, is the perfect solution for compact installations:

- which are highly stressed
- whose reliability is critical

Stud Fittings

3281 Stud Fitting, Male Metric Thread

Nickel-plated brass, NBR

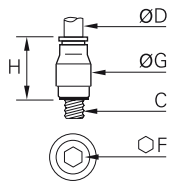

ØD	C		F	G	H	kg
3	M3x0.5	3281 03 09	1.5	6	9.5	0.001
	M5x0.8	3281 03 19	1.5	8	9.5	0.002

3299 Compact Stud Elbow, Male Metric Thread

Nickel-plated brass, NBR

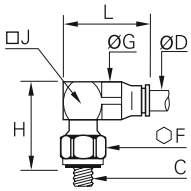

ØD	C		F	G	H	J	L	kg
3	M3x0.5	3299 03 09	6	6	13.5	6	13.5	0.004
	M5x0.8	3299 03 19	8	6	13	6	13.5	0.005

3229 Extended Stud Elbow, Male Metric Thread

Nickel-plated brass, NBR

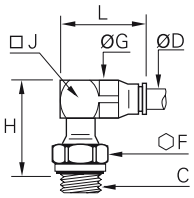

ØD	C		F	G	H	J	L	kg
3	M3x0.5	3229 03 09	6	6	16	6	13.5	0.004
	M5x0.8	3229 03 19	8	6	17	6	13.5	0.005

3298 Stud Branch Tee, Male Metric Thread

Nickel-plated brass, NBR

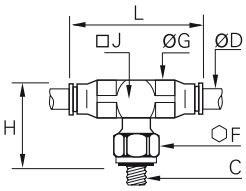

ØD	C		F	G	H	J	L	kg
3	M3x0.5	3298 03 09	6	6	13.5	6	20.5	0.004
	M5x0.8	3298 03 19	8	6	13	6	20.5	0.005

3293 Stud Run Tee, Male Metric Thread

Nickel-plated brass, NBR

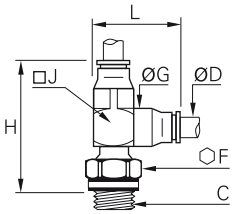

ØD	C		F	G	H	J	L	kg
3	M3x0.5	3293 03 09	6	6	20	6	13.5	0.004
	M5x0.8	3293 03 19	8	6	20	6	13.5	0.005

Stud Fittings

3218 Single Banjo, Male Metric Thread

Nickel-plated brass, NBR

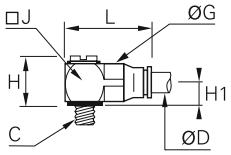

ØD	C		G	H	H1	J	L	kg
3	M3x0.5	3218 03 09	6	9.5	4	6	12.5	0.002
	M5x0.8	3218 03 19	6	10.5	4.5	8	15	0.005

Tube-to-Tube Fittings and Accessories

3206 Equal Tube-to-Tube Connector

Nickel-plated brass, NBR

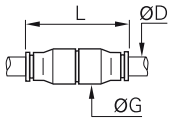

ØD		G	L	kg
3	3206 03 00	6	17	0.002

3202 Equal Elbow

Nickel-plated brass, NBR

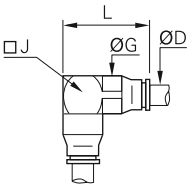

ØD		G	J	L	kg
3	3202 03 00	6	6	13.5	0.003

3204 Equal Tee

Nickel-plated brass, NBR

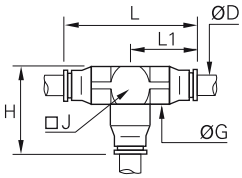

ØD		G	H	J	L	L1	kg
3	3204 03 00	6	13.5	6	20.5	10.25	0.004

3266 Plug-In Reducer

Nickel-plated brass, NBR, technical polymer

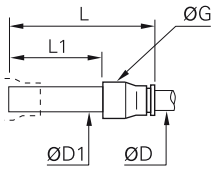

ØD	ØD1		G	L	L1	kg
3	4	3266 03 04	6	28	19	0.001

3226 Blanking Plug

Nickel-plated brass

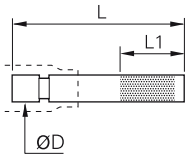

ØD		L	L1	kg
3	3226 03 00	20	10	0.001

Range of LIQUIfit® Push-In Fittings

Stud Fittings

Straights

6505 BSPT Page 1-48

6315 BSPT Page 1-48

6353 BSPP Page 1-49

6521 BSPT Page 1-50

Straights - Inch

6505 NPTF/BSPT Page 1-48

6315 NPTF Page 1-49

6353 BSPP Page 1-49

6352 BSPP Page 1-49

6325 UNS Page 1-49

6521 NPTF/BSPT Page 1-50

Carstick®

6300 Page 1-50

Carstick® - Inch

6300 Page 1-50

Elbows

6579 BSPT Page 1-51

6509 BSPT Page 1-51

Elbows - Inch

6579 BSPT/NPTF Page 1-51

6509 BSPT/NPTF Page 1-52

Tees

6508 BSPT Page 1-52

6503 BSPT Page 1-53

Tees - Inch

6508 BSPT/NPTF Page 1-53

6503 BSPT/NPTF Page 1-53

Plugs

6355 BSPT Page 1-53

Tube-to-Tube Fittings

Straight

6306 Page 1-54

Straight - Inch

6306 Page 1-54

Elbow

6302 Page 1-54

Elbow - Inch

6302 Page 1-54

Tee

6304 Page 1-55

Tee - Inch

6304 Page 1-55

Y

6340 Page 1-55

Y - Inch

6340 Page 1-55

Cross

6307 Page 1-56

Cross - Inch

6307 Page 1-56

Bulkhead Connectors

Straight

6316 Page 1-56

Straight - Inch

6316 Page 1-56

Plug-In Fittings and Accessories

Elbows

6382 Page 1-57

6380 Page 1-57

Elbow - Inch

6382 Page 1-57

Tees

6383 Page 1-57

6388 Page 1-57

Tee - Inch

6388 Page 1-58

Accessories

6366 Page 1-58

6326 Page 1-58

6322 Page 1-59

6351 Page 1-59

Accessories - Inch

6366 Page 1-58

6368 Page 1-58

6326 Page 1-59

6322 Page 1-59

6351 Page 1-59

Range of LIQUIfit+ Push-In Fittings

Stud Fittings

Straight - Inch

6333
Page 1-63

Tube-to-Tube Fittings

Straight - Inch

6336
Page 1-63

Elbow - Inch

6332
Page 1-63

Plug-In Fittings

Elbow - Inch

6331
Page 1-63

LIQUIfit® and LIQUIfit+ Accessories

3130
Page 1-60

3110
Page 1-60

0605
Page 1-60

Part Number Construction

Example: 6505 08 17WP2

6505

Article Type
65XX = LIQUIfit® (without pre-coating)
63XX = LIQUIfit®
633X = LIQUIfit+

Product Type
XX05 = Male Stud Fitting
XX79 = Fixed Elbow

08

Tube O.D.
4
6
8
10
12

17

Thread Code
10: 1/8 BSPT
13: 1/4 BSPT
17: 3/8 BSPT
21: 1/2 BSPT
27: 3/4 BSPT

W

Colour
W = White

P2

Packaging
P2 = Standard (< 10 pieces)
P3 = High volumes (< 100 pieces)

LIQUIfit® Push-In Fittings

This "eco-designed" range proposes an **innovative alternative** for water applications; **no fluid contamination** occurs and **environmental protection is guaranteed**. These fittings ensure **reliable and compact** connections for **liquid transfer** applications.

Product Advantages

Innovative Technology & Concept

- Ergonomic and aesthetic design
- The most compact product on the market for water, beverages and liquid foodstuffs
- Easy-to-clean external surfaces
- Push-in connection and disconnection
- Full flow
- Use with a pre-prepared metallic tubing
- Gripping system preventing any pumping effect
- Eco-designed (materials, manufacturing process, weight, dimensions and performance)

Optimal Performance

- Patented sealing technology
- 100% leak-tested in production
- Date coding to guarantee quality and traceability
- Wide range of shapes and numerous configurations

High Performance Material

- Bio-sourced polymer meeting the most severe food process regulations
- Suitable for contact with water and beverages
- Excellent chemical and mechanical resistance, even at high temperature
- Free of bisphenol A and phtalates, conforming with regulations

Applications

Hot & Cold Drinks Dispensers
Neutral Gases
Cooling Systems
Food Process
Water Purification Systems
Water Dispensers
Medical

Technical Characteristics

Compatible Fluids	Water, beverages, CO_2 (inert use) Chemical fluids: please consult us
Working Pressure	Vacuum to 16 bar
Working Temperature	-10°C to +95°C

Tightening Torques (BSPT/NPTF)	Thread	1/8" and 1/4"	3/8" and 1/2"
	daN.m	0.15	0.30

Reliable performance is dependent upon the type of fluid conveyed, component materials and tubing being used.
Use is guaranteed with a vacuum of 755 mm Hg (99% vacuum).

Component Materials

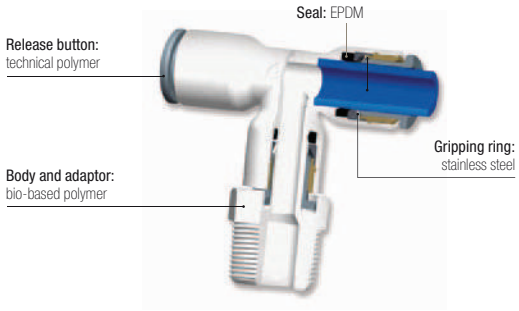

Silicone-free

Regulations

DI: 2002/95/EC (RoHS), 2011/65/EC
RG: 1935/2004/EC
FDA: 21 CFR
NSF 51 at 95°C
NSF/ANSI 61 - C HOT
DM 174
KTW: fittings, on request
WRAS
ACS

Pressure and Temperature of the Different Diameters and Related Products of the LIQUIfit® Range

-10°C		Pressure (bar)	
mm Ø	inch Ø	Fittings	Tubing
4	5/32	16	16
6	1/4	16	16
8	5/16	16	16
10	3/8	13	15
12	1/2	11	11

+1°C		Pressure (bar)	
mm Ø	inch Ø	Fittings	Tubing
4	5/32	16	16
6	1/4	16	16
8	5/16	16	16
10	3/8	13	15
12	1/2	11	11

+20°C		Pressure (bar)	
mm Ø	inch Ø	Fittings	Tubing
4	5/32	16	16
6	1/4	16	16
8	5/16	16	16
10	3/8	13	15
12	1/2	11	11

+40°C		Pressure (bar)	
mm Ø	inch Ø	Fittings	Tubing
4	5/32	16	16
6	1/4	16	16
8	5/16	16	16
10	3/8	13	15
12	1/2	11	11

+65°C		Pressure (bar)	
mm Ø	inch Ø	Fittings	Tubing
4	5/32	10	10
6	1/4	10	10
8	5/16	10	10
10	3/8	7	7
12	1/2	7	7

+95°C		Pressure (bar)	
mm Ø	inch Ø	Fittings	Tubing
4	5/32	4	4
6	1/4	4	4
8	5/16	4	4
10	3/8	4	4
12	1/2	4	4

Environmental Footprint

Example: representation of the environmental footprint of an equal tube-to-tube connector

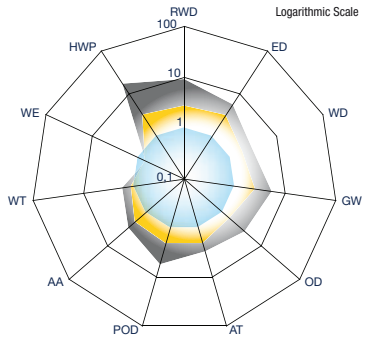

Double Union

- Market Standard in POM
- Market Standard in PP
- PARKER LEGRIS

LIQUIfit®

Tube-to-Tube Connector

Market Standard

Tube-to-Tube Connector

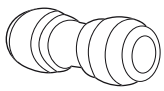

Environmental Approach

The Life Cycle Analysis (LCA) offers a true alternative in terms of environmental differentiation.

We carried out a comparative LCA on the market of drinking water between 3 Parker Legris fittings and the standard products on the market.

This analysis relies on ISO 14020, ISO 14025 and IEC PAS 62545 standards and the results are presented in a report approved by an ethics commmittee (Bureau Veritas).

ECO DESIGN

RWD: Raw Material Depletion
ED: Energy Depletion
WD: Water Depletion
GW: Global Warming
OZ: Ozone Depletion
AT: Air Toxicity

POC: Photochemical Ozone Creation
AA: Air Acidification
WT: Water Toxicity
WE: Water Eutrophication
HWP: Hazardous Waste Production

Stud Fittings

6505 Stud Fitting, Male BSPT Thread

Bio-based polymer, EPDM

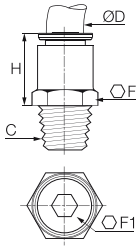

ØD	C		F	F1	H	kg
4	R1/8	6505 04 10WP2	11	3	18	0.003
	R1/4	6505 04 13WP2	14	3	18	0.004
6	R1/8	6505 06 10WP2	11	4	18	0.002
	R1/4	6505 06 13WP2	14	4	18	0.004
8	R1/8	6505 08 10WP2	17	6	20	0.004
	R1/4	6505 08 13WP2	14	6	20	0.004
	R3/8	6505 08 17WP2	17	6	20	0.005
10	R1/4	6505 10 13WP2	17	7	21.5	0.005
	R3/8	6505 10 17WP2	19	7	21.5	0.007
	R1/2	6505 10 21WP2	22	7	21.5	0.010
12	R3/8	6505 12 17WP2	19	9	24.5	0.008
	R1/2	6505 12 21WP2	22	9	24.5	0.012

These part numbers are also available in WP3 = high volumes (number of parts per bag: 40, 50 or 100, depending on the diameters).
Thread without pre-coating.

6505 Stud Fitting, Male NPTF Thread

Inch

Bio-based polymer, EPDM

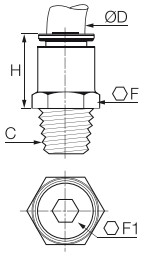

ØD	C		F	F1	H	kg
1/4	NPT1/8	6505 56 11WP2	1/2	5/32	17	0.002
	NPT1/4	6505 56 14WP2	9/16	5/32	17	0.003
	NPT3/8	6505 56 18WP2	3/4	1/4	21,5	0,004
3/8	NPT1/8	6505 60 11WP2	3/4	5/32	22,1	0,005
	NPT1/4	6505 60 14WP2	3/4	1/4	22	0.006
	NPT3/8	6505 60 18WP2	3/4	1/4	22	0.007
	NPT1/2	6505 60 22WP2	15/16	1/4	27	0,012
1/2	NPT3/8	6505 62 18WP2	15/16	3/8	28	0.012
	NPT1/2	6505 62 22WP2	15/16	3/8	28	0.013

These part numbers are also available in WP3 = high volumes (number of parts per bag: 40, 50 or 100, depending on the diameters).
Thread without pre-coating.
6505 56 18WP3, 6505 60 11WP3 and 6505 60 22WP3 are also available.

6505 Stud Fitting, Male BSPT Thread

Inch

Bio-based polymer, EPDM

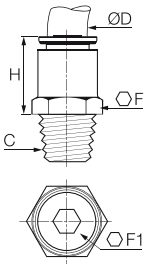

ØD	C		F	F1	H	kg
1/4	R1/8	6505 56 10WP2	11	5	17	0.002
	R1/4	6505 56 13WP2	14	5	17	0.003
3/8	R1/4	6505 60 13WP2	17	7	22	0.006
	R3/8	6505 60 17WP2	19	7	22	0.006
	R1/2	6505 60 21WP2	22	7	28	0.012
1/2	R3/8	6505 62 17WP2	24	9	28	0.014
	R1/2	6505 62 21WP2	24	9	28	0.017

These part numbers are also available in WP3 = high volumes (number of parts per bag: 40, 50 or 100, depending on the diameters).
5/32" (4 mm) and 5/16" (8 mm) also available.
Thread without pre-coating.

6315 Stud Fitting, Female BSPT Thread

Bio-based polymer, EPDM

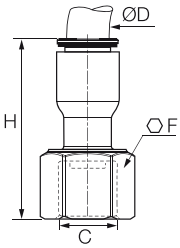

ØD	C		F	H	kg
6	R1/8	6315 06 10WP2	13	32	0.003
	R1/4	6315 06 13WP2	16	33	0.004
8	R1/4	6315 08 13WP2	16	33.5	0.004
	R3/8	6315 08 17WP2	20	36	0.009

These part numbers are also available in WP3 = high volumes (number of parts per bag: 40, 50 or 100, depending on the diameters).

Stud Fittings

6315 Stud Fitting, Female NPTF Thread — Inch

Bio-based polymer, EPDM

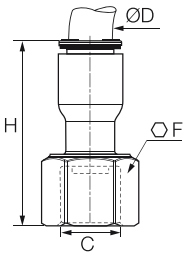

ØD	C		F	H	kg
1/4	NPT1/4	6315 56 14WP2	11/16	30	0.003
3/8	NPT3/8	6315 60 18WP2	13/16	36	0.007

These part numbers are also available in WP3 = high volumes (number of parts per bag: 40, 50 or 100, depending on the diameters).

6353 Tap Connector Cone Type, Female BSPP Thread

Bio-based polymer, EPDM

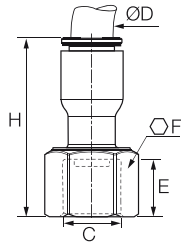

ØD	C		E	F	H	kg
6	G3/4	6353 06 27WP2	10	32	32	0.011
8	G3/4	6353 08 27WP2	10	32	40.5	0.017
10	G1/2	6353 10 21WP2	12	27	36	0.011

These part numbers are also available in WP3 = high volumes (number of parts per bag: 40, 50 or 100, depending on the diameters).

6353 Tap Connector Cone Type, Female BSPP Thread — Inch

Bio-based polymer, EPDM

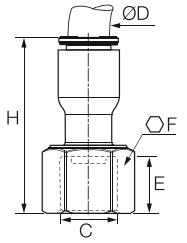

ØD	C		E	F	H	kg
1/4	G3/4	6353 56 27WP2	10	32	31	0.006
3/8	G1/2	6353 60 21WP2	12	27	36	0.011
	G3/4	6353 60 27WP2	10	32	41	0.018
1/2	G3/4	6353 62 27WP2	10	32	44.5	0.014

These part numbers are also available in WP3 = high volumes (number of parts per bag: 40, 50 or 100, depending on the diameters).

6352 Stud Fitting Flat Type, Female BSPP Thread — Inch

Bio-based polymer, EPDM

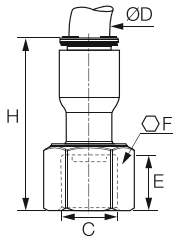

ØD	C		E	F	H	kg
5/16	G1/2	6352 08 21WP2	10.5	27	37	0.009
	G5/8	6352 08 23WP2	10.5	29	32	0.013
3/8	G3/8	6352 60 17WP2	12	22	36	0.008
	G1/2	6352 60 21WP2	12	27	36	0.011
1/2	G5/8	6352 62 23WP2	10.5	29	32	0.013

These part numbers are also available in WP3 = high volumes (number of parts per bag: 40, 50 or 100, depending on the diameters).

6325 Faucet Connector, Female UNS Thread — Inch

Bio-based polymer, EPDM

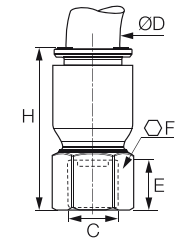

ØD	C		E	F	H	kg
1/4	UNS7/16-24	6325 56 133WP2	7	9/16	31	0.002
3/8	UNS7/16-24	6325 60 133WP2	7	9/16	32	0.004

These part numbers are also available in WP3 = high volumes (number of parts per bag: 40, 50 or 100, depending on the diameters).

Stud Fittings

6521 Stud Standpipe, Male BSPT Thread

Bio-based polymer

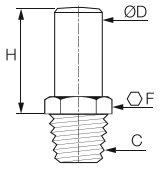

ØD	C		F	H	kg
6	R1/8	6521 06 10WP2	13	19	0.002
	R1/4	6521 06 13WP2	14	19	0.003
	R3/8	6521 06 17WP2	17	19	0.004
8	R1/8	6521 08 10WP2	19	23	0.003
	R1/4	6521 08 13WP2	19	23	0.004
	R3/8	6521 08 17WP2	19	23	0.004
10	R1/4	6521 10 13WP2	19	25	0.004
	R3/8	6521 10 17WP2	19	25	0.005
	R1/2	6521 10 21WP2	22	25	0.008
12	R3/8	6521 12 17WP2	22	28	0.005
	R1/2	6521 12 21WP2	22	28	0.007

These part numbers are also available in WP3 = high volumes (number of parts per bag: 40, 50 or 100, depending on the diameters).
Thread without pre-coating.

6521 Stud Standpipe, Male NPTF Thread — Inch

Bio-based polymer

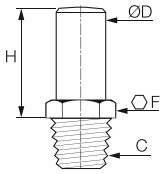

ØD	C		F	H	kg
1/4	NPT1/8	6521 56 11WP2	1/2	19	0.001
	NPT1/4	6521 56 14WP2	1/2	19	0.002
	NPT3/8	6521 56 18WP2	3/4	19.5	0.004
3/8	NPT1/4	6521 60 14WP2	3/4	25	0.004
	NPT3/8	6521 60 18WP2	3/4	25	0.004
1/2	NPT3/8	6521 62 18WP2	15/16	31	0.010
	NPT1/2	6521 62 22WP2	15/16	32.5	0.013

These part numbers are also available in WP3 = high volumes (number of parts per bag: 40, 50 or 100, depending on the diameters).
Thread without pre-coating.

6521 Stud Standpipe, Male BSPT Thread — Inch

Bio-based polymer

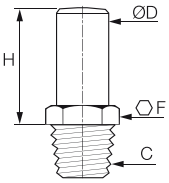

ØD	C		F	H	kg
1/4	R1/8	6521 56 10WP2	14	19	0.001
	R1/4	6521 56 13WP2	14	19	0.002
	R3/8	6521 56 17WP2	17	19	0.004
3/8	R1/4	6521 60 13WP2	19	25	0.004
	R3/8	6521 60 17WP2	19	25	0.004
1/2	R3/8	6521 62 17WP2	24	31.5	0.006
	R1/2	6521 62 21WP2	24	31.5	0.009

These part numbers are also available in WP3 = high volumes (number of parts per bag: 40, 50 or 100, depending on the diameters). 5/32" (4 mm) and 5/16" (8 mm) also available.
Thread without pre-coating.

6300 LIQUIfit® Cartridge

Brass, EPDM

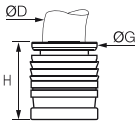

ØD		G	H	kg
4	6300 04 00	8	10	0.002
6	6300 06 00	10	11.5	0.002
8	6300 08 00	13	15	0.003
10	6300 10 00	15.5	17	0.005
12	6300 12 00	18.5	19.5	0.010

50 cartridges per Carstick®
Cavity dimensions are available in Chapter 2.

6300 LIQUIfit® Cartridge — Inch

Brass, EPDM

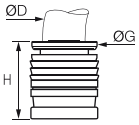

ØD		G	H	kg
1/4	6300 56 00	10.5	12.5	0.002
3/8	6300 60 00	15.5	17	0.005
1/2	6300 62 00	22	23	0.011

50 cartridges per Carstick®
5/32" (4 mm) and 5/16" (8 mm) also available.
Cavity dimensions are available in Chapter 2.

Stud Fittings

6579 Fixed Elbow, Male BSPT Thread

Bio-based polymer, EPDM

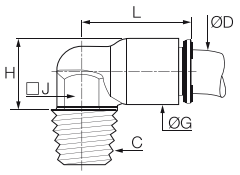

ØD	C		G	H	J	L	kg
6	R1/8	6579 06 10WP2	11	14	10	19	0.002
	R1/4	6579 06 13WP2	11	14	10	19	0.003
	R3/8	6579 06 17WP2	11	14	10	19	0.004

These part numbers are also available in WP3 = high volumes (number of parts per bag: 40, 50 or 100, depending on the diameters).
Thread without pre-coating.

6579 Fixed Elbow, Male NPTF Thread — Inch

Bio-based polymer, EPDM

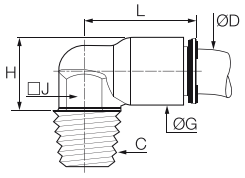

ØD	C		G	H	J	L	kg
1/4	NPT1/8	6579 56 11WP2	11	22	3/8	18	0.009
	NPT1/4	6579 56 14WP2	11	26	3/8	18	0.003
	NPT3/8	6579 56 18WP2	11	26.5	3/8	18	0.004
3/8	NPT1/4	6579 60 14WP2	16	32	1/2	26	0.006
	NPT3/8	6579 60 18WP2	16	32	1/2	26	0.006

These part numbers are also available in WP3 = high volumes (number of parts per bag: 40, 50 or 100, depending on the diameters).
Thread without pre-coating.

6579 Fixed Elbow, Male BSPT Thread — Inch

Bio-based polymer, EPDM

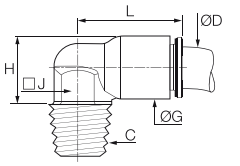

ØD	C		G	H	J	L	kg
1/4	R1/8	6579 56 10WP2	11	22	10	18	0.002
	R1/4	6579 56 13WP2	11	26	10	18	0.003
	R3/8	6579 56 17WP2	11	26	10	18	0.004
3/8	R1/4	6579 60 13WP2	16	31.5	13	26	0.006
	R3/8	6579 60 17WP2	16	32	13	26	0.006

These part numbers are also available in WP3 = high volumes (number of parts per bag: 40, 50 or 100, depending on the diameters).
Thread without pre-coating.

6509 Stud Elbow, Male BSPT Thread

Bio-based polymer, EPDM

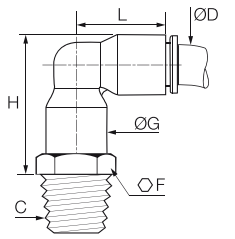

ØD	C		F	G	H	L	kg
6	R1/8	6509 06 10WP2	13	10.5	28	24	0.037
	R1/4	6509 06 13WP2	14	10.5	28	24	0.007
	R3/8	6509 06 17WP2	17	10.5	28	24	0.008
8	R1/8	6509 08 10WP2	19	13.5	34	29.5	0.010
	R1/4	6509 08 13WP2	19	13.5	34	29.5	0.011
	R3/8	6509 08 17WP2	19	13.5	34	29.5	0.011
10	R1/4	6509 10 13WP2	19	16	38	34.5	0.019
	R3/8	6509 10 17WP2	19	16	38	34.5	0.020
	R1/2	6509 10 21WP2	22	16	38	34.5	0.023
12	R3/8	6509 12 17WP2	22	19	44	40	0.022
	R1/2	6509 12 21WP2	22	19	44	40	0.024

These part numbers are also available in WP3 = high volumes (number of parts per bag: 40, 50 or 100, depending on the diameters).
Thread without pre-coating; the body swivels for positioning purposes.

Complementary LIQUIfit® Range Products

The other LIQUIfit® range products are presented in the corresponding chapters of this catalogue:

Technical Tubing and Hose

Advanced PE
P. 3-26

Function Fittings

Non-Return Valves
P. 4-44

Industrial Ball Valves

LIQUIfit® Ball Valves
P. 6-34

Stud Fittings

6509 Elbow, Male NPTF Thread

Inch

Bio-based polymer, EPDM

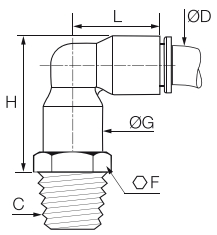

ØD	C		F	G	H	L	kg
1/4	NPT1/8	6509 56 11WP2	1/2	11	28	23.5	0.003
	NPT1/4	6509 56 14WP2	9/16	11	28	23.5	0.004
	NPT3/8	6509 56 18WP2	3/4	11	28.5	23.5	0.006
3/8	NPT1/4	6509 60 14WP2	3/4	16	38	34	0.010
	NPT3/8	6509 60 18WP2	3/4	16	38	34	0.011
1/2	NPT3/8	6509 62 18WP2	15/16	22	50.5	46.5	0.024
	NPT1/2	6509 62 22WP2	15/16	22	51.5	46.5	0.027

These part numbers are also available in WP3 = high volumes (number of parts per bag: 40, 50 or 100, depending on the diameters).
Thread without pre-coating; the body swivels for positioning purposes.

6509 Elbow, Male BSPT Thread

Inch

Bio-based polymer, EPDM

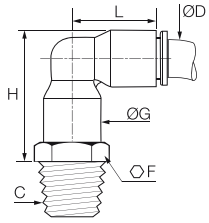

ØD	C		F	G	H	L	kg
1/4	R1/8	6509 56 10WP2	14	11	28	23.5	0.003
	R1/4	6509 56 13WP2	14	11	28	23.5	0.004
	R3/8	6509 56 17WP2	17	11	28	23.5	0.006
3/8	R1/4	6509 60 13WP2	19	16	38	34	0.010
	R3/8	6509 60 17WP2	19	16	38	34	0.011
1/2	R3/8	6509 62 17WP2	24	22	50.5	46.5	0.024
	R1/2	6509 62 21WP2	24	22	50.5	46.5	0.027

These part numbers are also available in WP3 = high volumes (number of parts per bag: 40, 50 or 100, depending on the diameters). 5/32" (4 mm) and 5/16" (8 mm) also available.
Thread without pre-coating; the body swivels for positioning purposes.

6508 Branch Tee, Male BSPT Thread

Bio-based polymer, EPDM

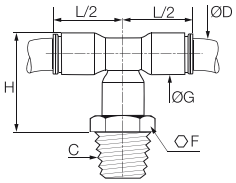

ØD	C		F	G	H	L/2	kg
6	R1/8	6508 06 10WP2	13	10.5	28	18	0.008
	R1/4	6508 06 13WP2	14	10.5	28	18	0.009
	R3/8	6508 06 17WP2	17	10.5	28	18	0.010
8	R1/8	6508 08 10WP2	19	13.5	34	23	0.012
	R1/4	6508 08 13WP2	19	13.5	34	23	0.013
	R3/8	6508 08 17WP2	19	13.5	34	23	0.013
10	R1/4	6508 10 13WP2	19	16	38	26.5	0.018
	R3/8	6508 10 17WP2	19	16	38	26.5	0.019
	R1/2	6508 10 21WP2	22	16	38	26.5	0.022
12	R3/8	6508 12 17WP2	22	19	44	31	0.024
	R1/2	6508 12 21WP2	22	19	44	31	0.026

These part numbers are also available in WP3 = high volumes (number of parts per bag: 40, 50 or 100, depending on the diameters).
Thread without pre-coating; the body swivels for positioning purposes.

6508 Branch Tee, Male NPTF Thread

Inch

Bio-based polymer, EPDM

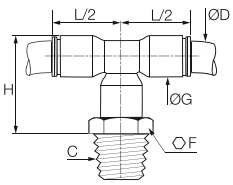

ØD	C		F	G	H	L/2	kg
1/4	NPT1/8	6508 56 11WP2	1/2	11	28	18	0.004
	NPT1/4	6508 56 14WP2	9/16	11	28	18	0.005
	NPT3/8	6508 56 18WP2	3/4	11	29	18	0.007
3/8	NPT1/4	6508 60 14WP2	3/4	16	38	26	0.013
	NPT3/8	6508 60 18WP2	3/4	16	38	26	0.013
1/2	NPT3/8	6508 62 18WP2	15/16	22	50	35.5	0.031
	NPT1/2	6508 62 22WP2	15/16	22	51	35.5	0.034

These part numbers are also available in WP3 = high volumes (number of parts per bag: 40, 50 or 100, depending on the diameters).
Thread without pre-coating; the body swivels for positioning purposes.

Stud Fittings

6508 Branch Tee, Male BSPT Thread

Inch

Bio-based polymer, EPDM

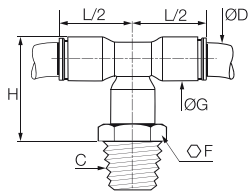

ØD	C		F	G	H	L/2	kg
1/4	R1/8	6508 56 10WP2	13	11	28	18	0.004
	R1/4	6508 56 13WP2	14	11	28	18	0.005
	R3/8	6508 56 17WP2	17	11	28	18	0.007
3/8	R1/4	6508 60 13WP2	19	16	38	26	0.013
	R3/8	6508 60 17WP2	19	16	38	26	0.013
1/2	R3/8	6508 62 17WP2	24	22	50	35.5	0.032
	R1/2	6508 62 21WP2	24	22	50	35.5	0.032

These part numbers are also available in WP3 = high volumes (number of parts per bag: 40, 50 or 100, depending on the diameters). 5/32" (4 mm) and 5/16" (8 mm) also available.
Thread without pre-coating; the body swivels for positioning purposes.

6503 Run Tee, Male BSPT Thread

Bio-based polymer, EPDM

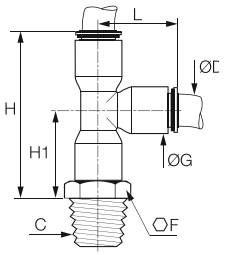

ØD	C		F	G	H	H1	L	kg
6	R1/8	6503 06 10WP2	13	10.5	40	22	18.5	0.008
	R1/4	6503 06 13WP2	14	10.5	40	22	18.5	0.009
	R3/8	6503 06 17WP2	17	10.5	40	22	18.5	0.010
8	R1/8	6503 08 10WP2	19	13.5	50	27	23	0.012
	R1/4	6503 08 13WP2	19	13.5	50	27	23	0.013
	R3/8	6503 08 17WP2	19	13.5	50	27	23	0.013
10	R1/4	6503 10 13WP2	19	16	56.5	30	26.5	0.018
	R3/8	6503 10 17WP2	19	16	56.5	30	26.5	0.019
	R1/2	6503 10 21WP2	22	16	56.5	30	26.5	0.022
12	R3/8	6503 12 17WP2	22	19	65.5	34.5	31	0.024
	R1/2	6503 12 21WP2	22	19	65.5	34.5	31	0.026

These part numbers are also available in WP3 = high volumes (number of parts per bag: 40, 50 or 100, depending on the diameters).
Thread without pre-coating; the body swivels for positioning purposes.

6503 Run Tee, Male NPTF Thread

Inch

Bio-based polymer, EPDM

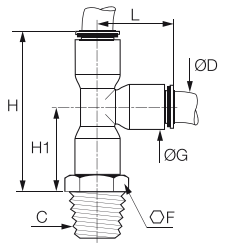

ØD	C		F	G	H	H1	L	kg
1/4	NPT1/8	6303 56 11WP2	1/2	11	40.5	22.5	18	0.004
	NPT1/4	6503 56 14WP2	9/16	11	40.5	22.5	18	0.005
	NPT3/8	6503 56 18WP2	3/4	11	41.5	23	18	0.007
3/8	NPT1/4	6503 60 14WP2	3/4	16	56	30	26	0.013
	NPT3/8	6503 60 18WP2	3/4	16	56	30	26	0.013
1/2	NPT3/8	6503 62 18WP2	15/16	22	75	39.5	35.5	0.031
	NPT1/2	6503 62 22WP2	15/16	22	76	40.5	35.5	0.035

These part numbers are also available in WP3 = high volumes (number of parts per bag: 40, 50 or 100, depending on the diameters).
Thread without pre-coating; the body swivels for positioning purposes.

6503 Run Tee, Male BSPT Thread

Inch

Bio-based polymer, EPDM

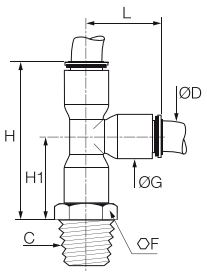

ØD	C		F	G	H	H1	L	kg
1/4	R1/8	6503 56 10WP2	13	11	41.5	22.5	18	0.004
	R1/4	6503 56 13WP2	14	11	41.5	22.5	18	0.005
	R3/8	6503 56 17WP2	17	11	41.5	23	18	0.007
3/8	R1/4	6503 60 13WP2	19	16	56	30	26	0.013
	R3/8	6503 60 17WP2	19	16	56	30	26	0.013
1/2	R3/8	6503 62 17WP2	24	22	75	39.5	35.5	0.032
	R1/2	6503 62 21WP2	24	22	75	39.5	35.5	0.035

These part numbers are also available in WP3 = high volumes (number of parts per bag: 40, 50 or 100, depending on the diameters). 5/32" (4 mm) and 5/16" (8 mm) also available.
Thread without pre-coating; the body swivels for positioning purposes.

6355 Unequal Connector, Female BSPP Thread

Bio-based polymer

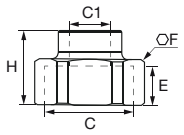

C	C1		E	F	H	kg
G3/4	G1/4	6355 13 27WP2	10	32	23.5	0.050

These part numbers are also available in WP3 = high volumes (number of parts per bag: 40, 50 or 100, depending on the diameters).

Tube-to-Tube Fittings

6306 Equal and Unequal Tube-to-Tube Connector

Bio-based polymer, EPDM

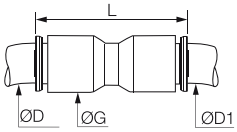

ØD	ØD1		G	L	kg
4	4	6306 04 00WP2	8.5	26.5	0.002
	6	6306 04 06WP2	10.5	29	0.002
	8	6306 04 08WP2	13.5	37	0.005
6	6	6306 06 00WP2	10.5	30	0.004
	8	6306 06 08WP2	13.5	37	0.005
	10	6306 06 10WP2	16	42	0.007
8	8	6306 08 00WP2	13.5	37	0.004
	10	6306 08 10WP2	16	42	0.007
	12	6306 08 12WP2	19	50	0.012
10	10	6306 10 00WP2	16	42	0.009
	12	6306 10 12WP2	19	50	0.013
12	12	6306 12 00WP2	19	50.5	0.009

These part numbers are also available in WP3 = high volumes (number of parts per bag: 40, 50 or 100, depending on the diameters).

6306 Equal and Unequal Tube-to-Tube Connector — Inch

Bio-based polymer, EPDM

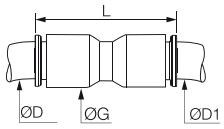

ØD	ØD1		G	L	kg
5/16	3/8	6306 08 60WP2	16	42	0.008
	1/2	6306 08 62WP2	22	55	0.018
1/4	1/4	6306 56 00WP2	11	30	0.002
	5/16	6306 56 08WP2	13.5	37	0.007
	3/8	6306 56 60WP2	16	41	0.007
3/8	3/8	6306 60 00WP2	16	42	0.006
	1/2	6306 60 62WP2	22	56	0.020
1/2	1/2	6306 62 00WP2	22	57	0.016

These part numbers are also available in WP3 = high volumes (number of parts per bag: 40, 50 or 100, depending on the diameters).

6302 Equal and Unequal Elbow

Bio-based polymer, EPDM

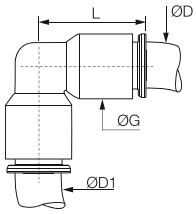

ØD	ØD1		G	L	kg
4	4	6302 04 00WP2	8.5	19	0.002
	6	6302 04 06WP2	10.5	24	0.004
6	6	6302 06 00WP2	10.5	24	0.004
	8	6302 06 08WP2	13.5	29.5	0.006
8	8	6302 08 00WP2	13.5	29	0.004
	10	6302 08 10WP2	16	34.5	0.008
10	10	6302 10 00WP2	16	34.5	0.005
	12	6302 10 12WP2	19	40.5	0.013
12	12	6302 12 00WP2	19	40.5	0.010

These part numbers are also available in WP3 = high volumes (number of parts per bag: 40, 50 or 100, depending on the diameters).

6302 Equal and Unequal Elbow — Inch

Bio-based polymer, EPDM

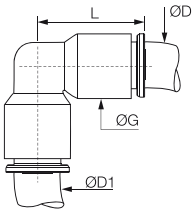

ØD	ØD1		G	L	kg
5/16	3/8	6302 08 60WP2	16	34	0.009
1/4	1/4	6302 56 00WP2	11	24	0.005
	5/16	6302 56 08WP2	13.5	29.5	0.006
	3/8	6302 56 60WP2	16	34	0.008
3/8	3/8	6302 60 00WP2	16	34	0.006
	1/2	6302 60 62WP2	22	46.5	0.011
1/2	1/2	6302 62 00WP2	22	46.5	0.017

These part numbers are also available in WP3 = high volumes (number of parts per bag: 40, 50 or 100, depending on the diameters).

Tube-to-Tube Fittings

6304 Equal Tee

Bio-based polymer, EPDM

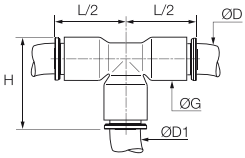

ØD	ØD1		G	H	L/2	kg
4	4	6304 04 00WP2	8.5	20	15.5	0.004
6	6	6304 06 00WP2	10.5	23	18	0.006
8	8	6304 08 00WP2	13.5	29	22.5	0.006
10	10	6304 10 00WP2	16	34.5	26.5	0.009
12	12	6304 12 00WP2	19	40	31	0.014

These part numbers are also available in WP3 = high volumes (number of parts per bag: 40, 50 or 100, depending on the diameters).

6304 Equal and Unequal Tee — Inch

Bio-based polymer, EPDM

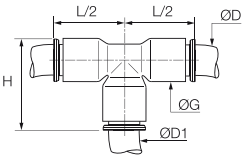

ØD	ØD1		G	H	L/2	kg
1/4	1/4	6304 56 00WP2	11	24	18	0.002
3/8	3/8	6304 60 00WP2	16	34	26	0.009
	1/4	6304 60 56WP2	16	34	26	0.011
1/2	1/2	6304 62 00WP2	22	47	36	0.027
	3/8	6304 62 60WP2	22	47	36	0.009

These part numbers are also available in WP3 = high volumes (number of parts per bag: 40, 50 or 100, depending on the diameters).
5/32" (4 mm) and 5/16" (8 mm) also available.

6340 Equal Single Y Piece

Bio-based polymer, EPDM

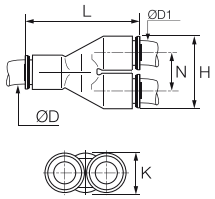

ØD	ØD1		H	K	L	N	kg
4	4	6340 04 00WP2	17.5	8.5	30	9	0.004
6	6	6340 06 00WP2	21.5	10.5	36.5	11	0.008
8	8	6340 08 00WP2	28	13.5	44.5	14.5	0.007
10	10	6340 10 00WP2	33	16	53	17	0.010
12	12	6340 12 00WP2	39	19	60.5	20	0.025

These part numbers are also available in WP3 = high volumes (number of parts per bag: 40, 50 or 100, depending on the diameters).

6340 Equal Single Y Piece — Inch

Bio-based polymer, EPDM

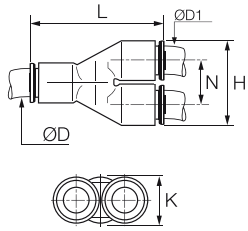

ØD	ØD1		H	K	L	N	kg
1/4	1/4	6340 56 00WP2	22	11	36	11.5	0.010
3/8	3/8	6340 60 00WP2	33	16	53	17	0.011
1/2	1/2	6340 62 00WP2	45	22	67	23	0.028

These part numbers are also available in WP3 = high volumes (number of parts per bag: 40, 50 or 100, depending on the diameters).
5/32" (4 mm) and 5/16" (8 mm) also available.

Tube-to-Tube and Bulkhead Connectors

6307 Equal Cross

Bio-based polymer, EPDM

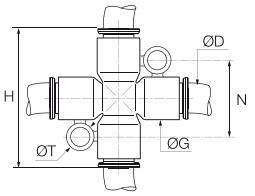

ØD		G	H	N	ØT	kg
6	6307 06 00WP2	11	36	20	4.2	0.005
8	6307 08 00WP2	13.5	45	22.5	4.2	0.020

These part numbers are also available in WP3 = high volumes (number of parts per bag: 40, 50 or 100, depending on the diameters).

6307 Equal Cross — Inch

Bio-based polymer, EPDM

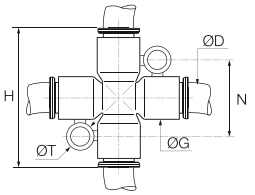

ØD		G	H	N	ØT	kg
1/4	6307 56 00WP2	11	36	20	4.2	0.010

These part numbers are also available in WP3 = high volumes (number of parts per bag: 40, 50 or 100, depending on the diameters).
5/32" (4 mm) and 5/16" (8 mm) also available.

6316 Equal Bulkhead Union

Bio-based polymer, EPDM

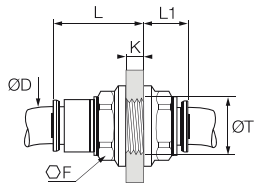

ØD		F	K max	L	L1	ØT min	kg
4	6316 04 00WP2	13	5.5	15.5	10.5	10.5	0.018
6	6316 06 00WP2	15	8.5	20	10	12.5	0.004
8	6316 08 00WP2	18	14.5	27	10.5	15.5	0.007
10	6316 10 00WP2	22	14.5	30	13	18.5	0.012
12	6316 12 00WP2	26	18.5	35	15.5	22.5	0.020

These part numbers are also available in WP3 = high volumes (number of parts per bag: 40, 50 or 100, depending on the diameters).

6316 Equal Bulkhead Union — Inch

Bio-based polymer, EPDM

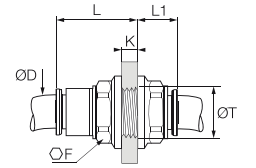

ØD		F	K max	L	L1	ØT min	kg
1/4	6316 56 00WP2	15	8.5	20	10	12.5	0.004
3/8	6316 60 00WP2	22	14.5	29.5	12.5	18.5	0.012
1/2	6316 62 00WP2	29	20.5	40.5	17	25.5	0.030

These part numbers are also available in WP3 = high volumes (number of parts per bag: 40, 50 or 100, depending on the diameters).
5/32" (4 mm) and 5/16" (8 mm) also available.

Plug-In Fittings and Accessories

6382 Equal and Unequal Plug-In Elbow

Bio-based polymer, EPDM

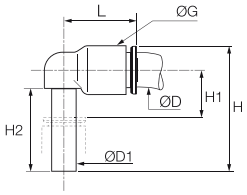

ØD	ØD1		G	H	H1	H2	L	kg
4	4	6382 04 00WP2	8.5	23	6	15.5	15	0.003
	6	6382 04 06WP2	10.5	26.5	7	17	16.5	0.002
6	6	6382 06 00WP2	10.5	26.5	7	17	17	0.003
	4	6382 06 04WP2	10.5	25	7	15.5	17	0.001
	8	6382 06 08WP2	13.5	33.5	8	21.5	22.5	0.004
8	8	6382 08 00WP2	13.5	33.5	8	21.5	22.5	0.004
	10	6382 08 10WP2	16	39	9.5	24.5	26	0.007
10	10	6382 10 00WP2	16	39	9.5	24.5	26.5	0.004
	12	6382 10 12WP2	19	44.5	10	27	30	0.011
12	12	6382 12 00WP2	19	44.5	10	27	31	0.012

These part numbers are also available in WP3 = high volumes (number of parts per bag: 40, 50 or 100, depending on the diameters).

6382 Equal and Unequal Plug-In Elbow — Inch

Bio-based polymer, EPDM

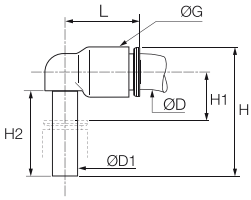

ØD	ØD1		G	H	H1	H2	L	kg
5/16	3/8	6382 08 60WP2	16	39	10	24.5	26	0.009
1/4	1/4	6382 56 00WP2	11	30.5	11	18	18	0.002
	3/8	6382 56 60WP2	16	39	9	24.5	25.5	0.006
3/8	3/8	6382 60 00WP2	16	39	9	24.5	26.5	0.005
1/2	1/2	6382 62 00WP2	22	49	13	28.5	36	0.011

These part numbers are also available in WP3 = high volumes (number of parts per bag: 40, 50 or 100, depending on the diameters).
Equal plug-in elbow: 5/32" (4 mm) and 5/16" (8 mm) also available.

6380 Plug-In 45° Equal Elbow

Bio-based polymer, EPDM

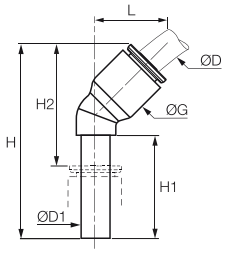

ØD	ØD1		G	H	H1	H2	L	kg
4	4	6380 04 00WP2	8.5	33.5	19	21	13	0.001
6	6	6380 06 00WP2	11	39	21	25	14.5	0.002
8	8	6380 08 00WP2	13.5	44	21.5	25.5	19.5	0.006
10	10	6380 10 00WP2	16	53	27	32.5	23	0.004
12	12	6380 12 00WP2	19	58	27	34	26	0.012

These part numbers are also available in WP3 = high volumes (number of parts per bag: 40, 50 or 100, depending on the diameters).

6383 Plug-In Equal Run Tee

Bio-based polymer, EPDM

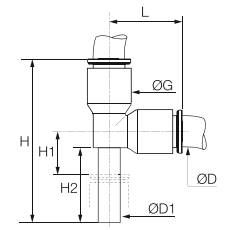

ØD	ØD1		G	H	H1	H2	L	kg
4	4	6383 04 00WP2	8.5	33	6	15.5	15	0.002
6	6	6383 06 00WP2	10.5	38.5	7	17	18	0.002
8	8	6383 08 00WP2	13.5	49	8	21.5	23	0.005
10	10	6383 10 00WP2	16	57	10.5	25.5	26.5	0.012
12	12	6383 12 00WP2	19	65	36.5	27	31	0.016

These part numbers are also available in WP3 = high volumes (number of parts per bag: 40, 50 or 100, depending on the diameters).

6388 Plug-In Equal Branch Tee

Bio-based polymer, EPDM

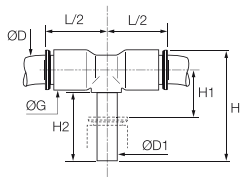

ØD	ØD1		G	H	H1	H2	L/2	kg
4	4	6388 04 00WP2	8.5	25	6	15.5	15	0.005
6	6	6388 06 00WP2	10.5	28.5	7	17	16	0.006
8	8	6388 08 00WP2	13.5	33.5	8	21.5	23	0.005
10	10	6388 10 00WP2	16	41	9.5	24.5	26.5	0.007
12	12	6388 12 00WP2	19	46.5	10	27	31	0.016

These part numbers are also available in WP3 = high volumes (number of parts per bag: 40, 50 or 100, depending on the diameters).

Plug-In Fittings and Accessories

6388 Plug-In Equal Branch Tee

Inch

Bio-based polymer, EPDM

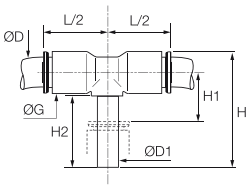

ØD	ØD1		G	H	H1	H2	L/2	kg
1/4	1/4	6388 56 00WP2	11	30.5	11	20	18	0.002
3/8	3/8	6388 60 00WP2	16	42	12	25	25	0.008
1/2	1/2	6388 62 00WP2	22	51	13	29	32	0.020

These part numbers are also available in WP3 = high volumes (number of parts per bag: 40, 50 or 100, depending on the diameters).
5/32" (4 mm) and 5/16" (8 mm) also available.

6366 Plug-In Reducer

Bio-based polymer, EPDM

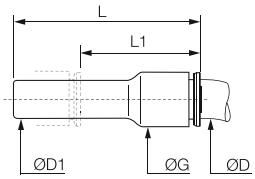

ØD	ØD1		G	L	L1	kg
4	6	6366 04 06WP2	8.5	38	23.5	0.004
	8	6366 04 08WP2	8.5	38	19	0.004
6	8	6366 06 08WP2	10.5	38	20	0.004
	10	6366 06 10WP2	10.5	39	17.5	0.002
8	10	6366 08 10WP2	13.5	48.5	28.5	0.009
	12	6366 08 12WP2	13.5	48.5	24.5	0.004
10	12	6366 10 12WP2	16	52	33.5	0.005
	14	6366 10 14WP2	16	53	33.5	0.005
12	14	6366 12 14WP2	19	55.5	33.5	0.023

These part numbers are also available in WP3 = high volumes (number of parts per bag: 40, 50 or 100, depending on the diameters).

6366 Plug-In Reducer

Inch

Bio-based polymer, EPDM

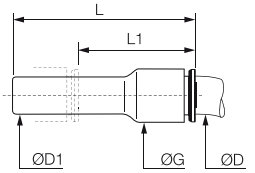

ØD	ØD1		G	L	L1	kg
1/4	5/16	6366 56 08WP2	11	41	22.5	0.015
	3/8	6366 56 60WP2	11	41	20.5	0.002
5/16	3/8	6366 08 60WP2	13.5	48.5	29	0.003
	1/2	6366 08 62WP2	16	48.5	22	0.007
3/8	1/2	6366 60 62WP2	16	51	30	0.011

These part numbers are also available in WP3 = high volumes (number of parts per bag: 40, 50 or 100, depending on the diameters).

6368 Plug-In Increaser

Inch

Bio-based polymer, EPDM

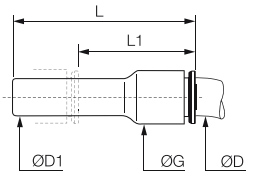

ØD	ØD1		G	L	L1	kg
3/8	5/16	6368 60 08WP2	16	44	25.5	0.004

These part numbers are also available in WP3 = high volumes (number of parts per bag: 40, 50 or 100, depending on the diameters).

6326 Blanking Plug

Bio-based polymer

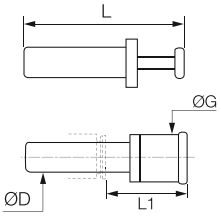

ØD		G	L	L1	kg
4	6326 04 00WP2	6	30	15.5	0.001
6	6326 06 00WP2	8	33	16.5	0.001
8	6326 08 00WP2	10	35	17.5	0.002
10	6326 10 00WP2	12	42	21	0.003
12	6326 12 00WP2	14	45	22	0.004

These part numbers are also available in WP3 = high volumes (number of parts per bag: 40, 50 or 100, depending on the diameters).

Plug-In Fittings and Accessories

6326 Blanking Plug

Inch

Bio-based polymer

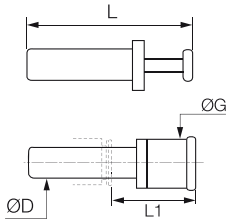

ØD		G	L	L1	kg
1/4	6326 56 00WP2	8	36.5	22	0.001
3/8	6326 60 00WP2	11.6	42.5	22	0.002
1/2	6326 62 00WP2	14.7	48.5	21.5	0.004

These part numbers are also available in WP3 = high volumes (number of parts per bag: 40, 50 or 100, depending on the diameters).
5/32 (4 mm) and 5/16 (8 mm) also available

6322 Plug-In Barb Connector Inch

Bio-based polymer

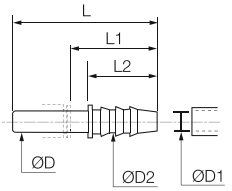

ØD	ØD1	ØD2		L	L1	L2	kg
6	4	7	6322 06 04WP2	39	25	17	0.004
8	6	8.5	6322 08 06WP2	43	25	17	0.005
10	7	8	6322 10 07WP2	50	29.5	22	0.006
12	12.5	15.5	6322 12 62WP2	56	32	27.5	0.004

These part numbers are also available in WP3 = high volumes (number of parts per bag: 40, 50 or 100, depending on the diameters).

6322 Plug-In Barb Connector Inch

Inch

Bio-based polymer

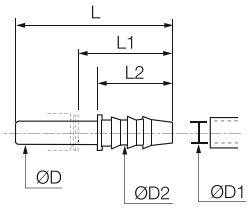

ØD	ØD1	ØD2		L	L1	L2	kg
1/4	0.28	0.32	6322 56 56WP2	39	24.5	17	0.001
3/8	0.33	0.38	6322 60 08WP2	50	29.5	22	0.001
	0.28	0.32	6322 60 56WP2	45	24.5	17	0.008
	0.40	0.45	6322 60 60WP2	50	29	22	0.002
1/2	0.40	0.45	6322 62 60WP2	58	37.5	30	0.005

These part numbers are also available in WP3 = high volumes (number of parts per bag: 40, 50 or 100, depending on the diameters).

6351 End Cap

Bio-based polymer, EPDM

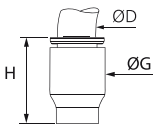

ØD		G	H	kg
4	6351 04 00WP2	8.5	15	0.001
6	6351 06 00WP2	10.5	17	0.002
8	6351 08 00WP2	13.5	21.5	0.003
10	6351 10 00WP2	16	22	0.003
12	6351 12 00WP2	19	27.5	0.006

These part numbers are also available in WP3 = high volumes (number of parts per bag: 40, 50 or 100, depending on the diameters).

6351 End Cap

Inch

Bio-based polymer, EPDM

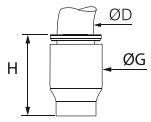

ØD		G	H	kg
1/4	6351 56 00WP2	11	16	0.001
3/8	6351 60 00WP2	16	22.5	0.003

These part numbers are also available in WP3 = high volumes (number of parts per bag: 40, 50 or 100, depending on the diameters).
5/32" (4 mm) and 5/16" (8 mm) also available.

Accessories

3130 Tamper-Proof Safety Clip

Technical Polymer

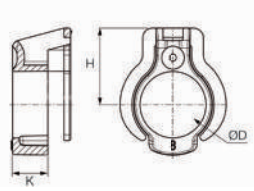

ØD							H	K	kg
4	3130 04 01	3130 04 02	3130 04 03	3130 04 04	3130 04 05	3130 04 10	6.60	3.00	0.001
6	3130 06 01	3130 06 02	3130 06 03	3130 06 04	3130 06 05	3130 06 10	7.80	3.10	0.001
8	3130 08 01	3130 08 02	3130 08 03	3130 08 04	3130 08 05	3130 08 10	9.50	4.30	0.001
10	3130 10 01	3130 10 02	3130 10 03	3130 10 04	3130 10 05	3130 10 10	10.80	4.20	0.002
12	3130 12 01	3130 12 02	3130 12 03	3130 12 04	3130 12 05	3130 12 10	12.50	5.10	0.003
14	3130 14 01	3130 14 02	3130 14 03	3130 14 04	3130 14 05	3130 14 10	12.50	5.10	0.004

3130 Tamper-Proof Safety Clip — Inch

Technical Polymer

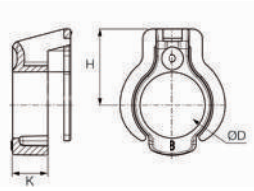

ØD							H	K	kg
1/4	3130 56 01	3130 56 02	3130 56 03	3130 56 04	3130 56 05	3130 56 10	7.80	3.10	0.001
3/8	3130 60 01	3130 60 02	3130 60 03	3130 60 04	3130 60 05	3130 60 10	10.80	4.20	0.002
1/2	3130 62 01	3130 62 02	3130 62 03	3130 62 04	3130 62 05	3130 62 10	12.50	5.10	0.003

5/32" (4 mm) and 5/16" (8 mm) also available.

3110 Coloured Release Button Covers

Technical Polymer

ØD						kg
4	3110 04 00	3110 04 02	3110 04 03	3110 04 04	3110 04 05	0.001
6	3110 06 00	3110 06 02	3110 06 03	3110 06 04	3110 06 05	0.001
8	3110 08 00	3110 08 02	3110 08 03	3110 08 04	3110 08 05	0.001
10	3110 10 00	3110 10 02	3110 10 03	3110 10 04	3110 10 05	0.001
12	3110 12 00	3110 12 02	3110 12 03	3110 12 04	3110 12 05	0.001
14	3110 14 00	3110 14 02	3110 14 03	3110 14 04	3110 14 05	0.002

3110 Coloured Release Button Covers — Inch

Technical Polymer

ØD						kg
1/4	3110 56 00	3110 56 02	3110 56 03	3110 56 04	3110 56 05	0.001
3/8	3110 60 00	3110 60 02	3110 60 03	3110 60 04	3110 60 05	0.001
1/2	3110 62 00	3110 62 02	3110 62 03	3110 62 04	3110 62 05	0.001

5/32" (4 mm) and 5/16" (8 mm) also available

0605 Fluoropolymer Tape

FKM

	kg
0605 12 12	0.012

Can be used for temperatures from - 250°C to +260°C.
Chemically inert and resistant to gases, acids, solvents, hydrocarbons, oils, alkalines, steam, etc.
Non-toxic, waterproof, self-lubricating.
In accordance with CFR21.
Can be used on all materials.
Used to facilitate the preparation of leak-free threaded joints.
Supplied on a reel: length = 12 m; width = 12.7 mm; thickness = 0.08 mm.

LIQUIfit+ Push-In Fittings

For the transfer of sensitive fluids, the LIQUIfit+ range **reduces the growth of bacteria** in your circuits **for 100% cleanliness after cleaning**, and can be **directly** connected to stainless steel tubing, without grooving.

Product Advantages

Zero Retention for 100% Cleanliness

- Up to 10 times less microbial growth within the fitting
- Elimination of 99.9% of bacteria during cleaning operations
- No degradation of the beverage taste
- Preservation of the integrity of sensitive or industrial fluids
- Extension of the fitting's life due to the absence of bacteria after cleaning

Quality & Reliability

- 100% leak-tested in production
- Date coding to guarantee quality and traceability
- Quality approved for contact with food
- Excellent chemical resistance (chlorine, cleaning agents, UV...)
- Excellent long-term mechanical resistance
- Safety clip to avoid any untimely disconnection

Innovative Technology

- Patented push-in connection, unique on stainless steel tubing (without preparation) and on polymer tubing
- Extremely compact
- 100% bio-based material
- Patented sealing technology (FR29461418)
- No tube movement after connection



Applictaions

Food Process
Medical
Beverage Dispensers
Pharmaceutical
Chemical
Brewing

Technical Characteristics

Compatible Fluids	Beer, water, beverages, industrial fluids
Working Pressure	Vacuum to 16 bar
Working Temperature	-10°C to +95°C (see LIQUIfit® chart p. 1-47)

Reliable performance is dependent upon the type of fluid conveyed, component materials and tubing being used.
The use is guaranteed with a vacuum of 755 mm Hg (99% vacuum).

Cleaning Efficiency

Comparison of the contamination by micro-organisms before and after cleaning operations (cfu/surface)*

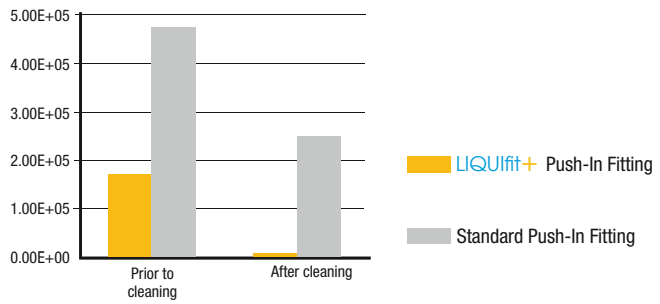

*Tests carried out by an independent laboratory

Component Materials



Silicone-free

Regulations

DI: 2002/95/EC (RoHS), 2011/65/EC
RG: 1935/2004/EC
FDA: 21 CFR
NSF51
NSF/ANSI 61 - C HOT

LIQUIfit+ Push-In Fittings

6333 Stud Fitting, Female BSPP Thread

Inch

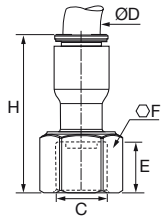

ØD	C		E	F	H	kg
3/8	G1/2	6333 60 21WP3	14	11	30	0.010
3/8	G5/8	6333 60 23WP3	14	13	36	0.016

WP3 suffix = high volume (number of parts per bag: 40, 50 or 100 depending on the diameters).

6336 Equal and Unequal Tube-to-Tube Connector

Inch

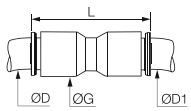

ØD	ØD1		ØG	L	kg
5/16	5/16	6336 08 00WP3	13.5	37	0.004
	3/8	6336 08 60WP3	16	42	0.008
	1/2	6336 08 62WP3	22	55	0.016
3/8	3/8	6336 60 00WP3	16	42	0.006
	1/2	6336 60 62WP3	22	56	0.020
1/2	1/2	6336 62 00WP3	22	57	0.016

WP3 suffix = high volume (number of parts per bag: 40, 50 or 100 depending on the diameters).

6332 Equal and Unequal Elbow

Inch

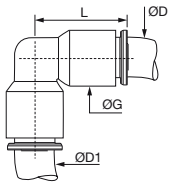

ØD	ØD1		ØG	L	kg
5/16	5/16	6332 08 00WP3	13.5	29	0.004
	3/8	6332 08 60WP3	16	34	0.009
3/8	3/8	6332 60 00WP3	16	34	0.006
	1/2	6332 60 62WP3	22	46.5	0.011
1/2	1/2	6332 62 00WP3	22	46.5	0.017

WP3 suffix = high volume (number of parts per bag: 40, 50 or 100 depending on the diameters).

6331 Equal Plug-In Elbow

Inch

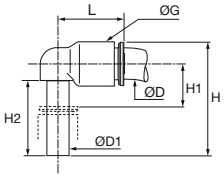

ØD	ØD1		ØG	H	H1	H2	L	kg
5/16	5/16	6331 08 00WP3	13.5	33.5	8	21.5	22.5	0.004
3/8	3/8	6331 60 00WP3	16	39	9	24.5	26.5	0.005

WP3 suffix = high volume (number of parts per bag: 40, 50 or 100 depending on the diameters).

Use with Stainless Steel Tubing

- These fittings are appoved for use with 304 and 316L stainless steel tubing, 160 Hv, with tolerances on the external diameter +0.05/-0.10 mm.
- Carefully deburr the stainless steel tube end.
- For easy disconnection, press firmly on the release button.
- After 5 connections/disconnections, we recommend that you change the fitting.

LF 3600 Push-In Fittings Range

Stud Fittings

Straights

3675 BSPT Page 1-67

3601 BSPP/Metric Page 1-67

3681 Metric Page 1-67

3614 BSPP/Metric Page 1-68

3621 BSPT Page 1-68

3631 BSPP/Metric Page 1-68

3600 Page 1-68

Elbows

3609 BSPT Page 1-69

3629 BSPT Page 1-69

3699 BSPP/Metric Page 1-69

3669 BSPP/Metric Page 1-70

Tees

3608 BSPT Page 1-70

3603 BSPT Page 1-70

3698 BSPP/Metric Page 1-70

3693 BSPP/Metric Page 1-71

Banjo

3618 BSPP/Metric Page 1-71

Tube-to-Tube Fittings

Straight

3606 Page 1-72

Elbow

3602 Page 1-72

Tee

3604 Page 1-72

Bulkhead Connector Fittings

Straights

3616 Page 1-73

3636 BSPP Page 1-73

Elbow

3639 Page 1-73

Plug-In Accessories

3666 Page 1-74

3667 Page 1-74

3668 Page 1-74

3622 Page 1-74

3620 Page 1-74

3626 Page 1-75

Accessories

0605 Page 1-75

3000 70 Page 1-75

3610 Page 1-75

LF 3600 Push-In Fittings

In order to meet your **technical and environment requirements**, Parker Legris designed this range of metal fittings, offering **robustness**, **reliability** and **resistance to industrial fluids** for the most demanding environments.

Product Advantages

High Performance

- Resistant up to +150°C at 30 bar
- Excellent mechanical performance
- Long threads to resist shock and vibration
- Excellent abrasion and corrosion resistance due to high phosphorus chemical nickel plating
- Full flow, minimal pressure drop

Versatility

- Materials conform to FDA standards
- Spring collet gripping system suitable for both metal (grooved) and polymer tubing
- Excellent resistance to high pressure and vacuum
- Excellent chemical compatibility
- More than 250 part numbers
- One fitting for numerous applications: stock optimisation
- Manual connection and disconnection
- Compact and ergonomic

Reliability

- High performance brass for increased lifespan
- 100% leak-tested in production
- Date coding to guarantee quality and traceability

Applications

Food Process
Coffee Machines
In-Plant Automotive
Medical Equipment
Printing
Misting
Welding Robots

Technical Characteristics

Suitable Fluids	Compressed air, grease, lubricant, water…
Working Pressure	Vacuum to 30 bar (20 bar: 3699, 3609)
Working Temperature	-20°C to +150°C

Maximum Tightening Torque (daN.m)	Thread							
	M5 x0.8	M6 x1	M8 x1	M10 x1	G1/8	G1/4	G3/8	G1/2
	0.16	0.18	0.6	0.8	0.8	1.2	3	3.5

Reliable performance is dependent upon the type of fluid conveyed, component materials and tubing being used.
Use is guaranteed with a vacuum of 755 mm Hg (99% vacuum).

Component Materials

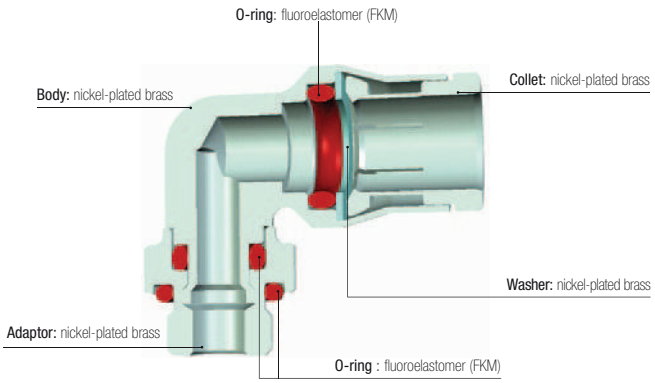

Silicone-free

Regulations

Industrial
ISO 14743: pneumatic transmissions, push-in fittings for thermoplastic tubing
DI: 97/23/EC (PED)
DI : 2002/95/EC (RoHS), 2011/65/EC
RG: 1907/2006 (REACH)
DI: 94/9/EC (ATEX)
UL94 V-0: please consult us

Food
RG: 21CFR (FDA)
RG: 1935/2004/EC (minimum flow 0.02 l/h)
USDA NSF H1: grease
ASTM B733-04: autocatalytic (electroless) nickel-phosphorus coatings

Stud Fittings

3675 Stud Fitting, Male BSPT Thread

FDA chemical nickel-plated brass, FKM

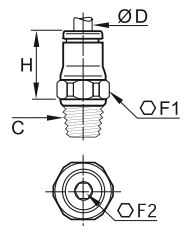

ØD	C		F1	F2	H	kg
4	R1/8	3675 04 10	10	3	15	0.009
	R1/4	3675 04 13	14	3	15	0.017
6	R1/8	3675 06 10	13	4	17	0.011
	R1/4	3675 06 13	14	4	17	0.018
8	R1/8	3675 08 10	15	5	19	0.015
	R1/4	3675 08 13	16	6	18	0.019
	R3/8	3675 08 17	17	6	18.5	0.027
10	R1/4	3675 10 13	18	7	23	0.026
	R3/8	3675 10 17	18	8	22.5	0.031
	R1/2	3675 10 21	22	8	22.5	0.056
12	R1/4	3675 12 13	20	7	25.5	0.033
	R3/8	3675 12 17	20	9	24	0.035
	R1/2	3675 12 21	22	10	23	0.051
14	R3/8	3675 14 17	22	9	27	0.042
	R1/2	3675 14 21	24	11	26	0.057

3601 Stud Fitting, Male BSPP and Metric Thread

FDA chemical nickel-plated brass, FKM

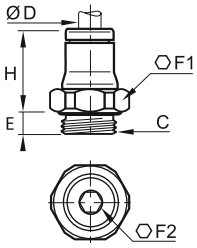

ØD	C		E	F1	F2	H	kg
4	M5x0.8	3601 04 19	3.5	10	2.5	15.5	0.006
	M6x1	3601 04 52	4.5	10	3	16	0.006
	M8x1	3601 04 56	5	11	3	14.5	0.007
	G1/8	3601 04 10	5.5	13	3	14.5	0.009
	G1/4	3601 04 13	6.5	16	3	14.5	0.015
6	M5x0.8	3601 06 19	3.5	13	2.5	19	0.010
	M10x1	3601 06 60	5.5	13	4	17.5	0.011
	G1/8	3601 06 10	5.5	13	4	17.5	0.011
	G1/4	3601 06 13	6.5	16	4	17	0.015
8	G1/8	3601 08 10	5.5	16	5	20	0.014
	G1/4	3601 08 13	6.5	16	6	18	0.016
	G3/8	3601 08 17	7.5	20	6	19	0.028
10	G1/4	3601 10 13	6.5	18	7	25	0.025
	G3/8	3601 10 17	7.5	20	8	22.5	0.028
	G1/2	3601 10 21	9	24	8	22.5	0.043
12	G1/4	3601 12 13	6.5	20	7	26.5	0.030
	G3/8	3601 12 17	7.5	20	9	26	0.034
	G1/2	3601 12 21	9	24	10	23.5	0.042
14	G3/8	3601 14 17	7.5	22	9	28	0.038
	G1/2	3601 14 21	9	24	11	26.5	0.045

3681 Stud Fitting with Internal Hexagon, Male Metric Thread

FDA chemical nickel-plated brass, FKM

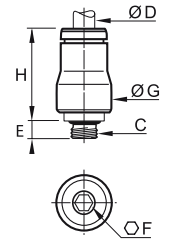

ØD	C		E	F	G	H	kg
4	M5x0.8	3681 04 19	3.5	2.5	10	16	0.005

Related Products

- Polyurethane Tubing
- Polyamide Tubing
- Polyethylene Tubing
- Fluoropolymer Tubing
- Anti-Spark Tubing
- Fireproof PA Tubing
- Brass Flow Control Regulators

Stud Fittings

3614 Stud Fitting, Female BSPP and Metric Thread

FDA chemical nickel-plated brass, FKM

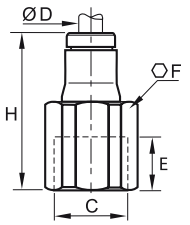

ØD	C		E	F	H	kg
4	M5x0.8	3614 04 19	5	10	22	0.009
	G1/8	3614 04 10	7.5	14	25	0.016
	G1/4	3614 04 13	11	17	29	0.026
6	G1/8	3614 06 10	7.5	14	27.5	0.019
	G1/4	3614 06 13	11	17	31.5	0.028
8	G1/8	3614 08 10	9.5	15	28.5	0.022
	G1/4	3614 08 13	13.5	17	32.5	0.028
10	G3/8	3614 10 17	14	22	38	0.052
12	G3/8	3614 12 17	14	22	39	0.055
	G1/2	3614 12 21	18.5	24	43.5	0.062

3621 Stud Standpipe, Male BSPT Thread

FDA chemical nickel-plated brass

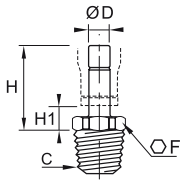

ØD	C		F	H	H1	kg
4	R1/8	3621 04 10	10	21	7	0.006
	R1/4	3621 04 13	14	21	7	0.014
6	R1/8	3621 06 10	10	23.5	6.5	0.008
	R1/4	3621 06 13	14	23.5	6.5	0.016
8	R1/8	3621 08 10	10	24	6.5	0.009
	R1/4	3621 08 13	14	24	6.5	0.017
10	R1/4	3621 10 13	14	22	6.5	0.018
	R3/8	3621 10 17	17	30	7.5	0.022
12	R3/8	3621 12 17	17	31	7.5	0.023
	R1/2	3621 12 21	22	31	7.5	0.041
14	R1/2	3621 14 21	22	33	8	0.042

3631 Stud Standpipe, Male BSPP and Metric Thread

FDA chemical nickel-plated brass, FKM

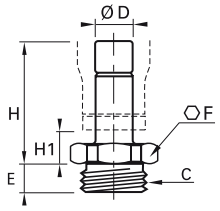

ØD	C		E	F	H	H1	kg
4	M5x0.8	3631 04 19	3.5	13	21.5	7	0.003
	G1/8	3631 04 10	5.5	13	20	7	0.007
	G1/4	3631 04 13	6.5	8	20	7.5	0.011
6	G1/8	3631 06 10	5.5	13	22.5	6.5	0.009
	G1/4	3631 06 13	6.5	16	22.5	6.5	0.012
8	G1/8	3631 08 10	5.5	13	22.5	6.5	0.010
	G1/4	3631 08 13	6.5	16	23	6.5	0.013
	G3/8	3631 08 17	7.5	20	23	7.5	0.018
10	G1/4	3631 10 13	6.5	16	28	6.5	0.015
	G3/8	3631 10 17	7.5	20	28	7.5	0.022
	G1/2	3631 10 21	9	24	28	7.5	0.028
12	G3/8	3631 12 17	7.5	20	29	7.5	0.023
	G1/2	3631 12 21	9	24	29	7.5	0.033
14	G1/2	3631 14 21	9	24	31	8	0.033

3600 Cartridge

FDA chemical nickel-plated brass, FKM

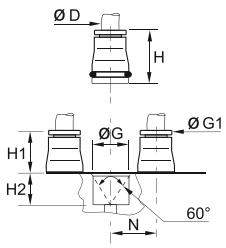

ØD		G	G1	H	H1	H2	N	kg
4	3600 04 00	9.8	8	17	8.5	8.5	11	0.006
6	3600 06 00	12.1	10	19	10.5	8.5	13.5	0.009
8	3600 08 00	14.8	13	21	12.5	8.5	16	0.012
10	3600 10 00	17.5	15	24.5	14	10.5	20	0.019
12	3600 12 00	20	17	25	14.5	10.5	22.5	0.023
14	3600 14 00	22	20	28.5	16.5	12	25	0.031

Cavity dimensions available in Chapter 2

Stud Fittings

3609 Stud Elbow, Male BSPT Thread

FDA chemical nickel-plated brass, FKM

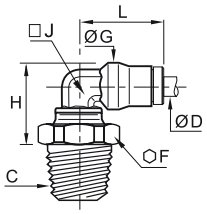

ØD	C		F	G	H	J	L	kg
4	R1/8	3609 04 10	13	10	15	7	18	0.014
	R1/4	3609 04 13	14	10	17	7	18	0.020
6	R1/8	3609 06 10	13	12	17.5	8	21.5	0.018
	R1/4	3609 06 13	14	12	19	8	21.5	0.025
8	R1/8	3609 08 10	13	15	19.5	10	23.5	0.023
	R1/4	3609 08 13	14	15	21	10	23.5	0.029
	R3/8	3609 08 17	17	15	21	10	23.5	0.035
10	R1/4	3609 10 13	15	17.5	23.5	12	29	0.037
	R3/8	3609 10 17	17	17.5	25.5	12	29	0.043
12	R1/4	3609 12 13	15	19.5	26	15	31	0.049
	R3/8	3609 12 17	17	19.5	28.5	15	31	0.055
	R1/2	3609 12 21	21	19.5	28.5	15	31	0.072
14	R3/8	3609 14 17	19	21.5	29	16	34	0.063
	R1/2	3609 14 21	22	21.5	30	16	34	0.072

The body swivels for positioning purposes.

3629 Extended Stud Elbow, Male BSPT Thread

FDA chemical nickel-plated brass, FKM

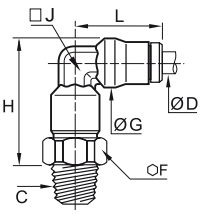

ØD	C		F	G	H	J	L	kg
4	R1/8	3629 04 10	10	10	24.5	7	18	0.025
6	R1/8	3629 06 10	13	12	29.5	8	21.5	0.024
	R1/4	3629 06 13	14	12	30.5	8	21.5	0.031
8	R1/8	3629 08 10	14	15	32.5	10	23.5	0.031
	R1/4	3629 08 13	14	15	34	10	23.5	0.037
10	R1/4	3629 10 13	18	17.5	39	12	29	0.054

The body swivels for positioning purposes.

3699 Compact Elbow, Male BSPP and Metric Thread

FDA chemical nickel-plated brass, FKM

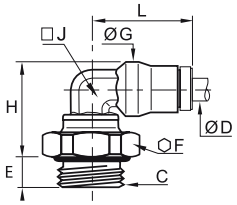

ØD	C		E	F	G	H	J	L	kg
4	M5x0.8	3699 04 19	3.5	10	10	18	7	18	0.011
	M6x1	3699 04 52	4.5	10	10	18	7	18	0.011
	M8x1	3699 04 56	5	11	10	18	7	18	0.013
	G1/8	3699 04 10	5.5	13	10	17	7	18	0.014
	G1/4	3699 04 13	6.5	16	10	17.5	7	18	0.019
6	M10x1	3699 06 60	5.5	13	12	19	8	21.5	0.017
	G1/8	3699 06 10	5.5	13	12	19	8	21.5	0.018
	G1/4	3699 06 13	6.5	16	12	19.5	8	21.5	0.022
8	G1/8	3699 08 10	5.5	13	15	20.5	10	23.5	0.021
	G1/4	3699 08 13	6.5	16	15	21.5	10	23.5	0.027
	G3/8	3699 08 17	7.5	20	15	21.5	10	23.5	0.033
10	G1/4	3699 10 13	6.5	16	17.5	27	12	29	0.037
	G3/8	3699 10 17	7.5	20	17.5	25.5	12	29	0.043
12	G1/4	3699 12 13	6.5	16	19.5	29.5	15	31	0.050
	G3/8	3699 12 17	7.5	20	19.5	28.5	15	31	0.057
	G1/2	3699 12 21	9	24	19.5	28.5	15	31	0.065
14	G3/8	3699 14 17	7.5	20	21.5	29	16	34	0.059
	G1/2	3699 14 21	9	24	21.5	29.5	16	34	0.062

The body swivels for positioning purposes.

Stud Fittings

3669 Extended Stud Elbow, Male BSPP and Metric Thread

FDA chemical nickel-plated brass, FKM

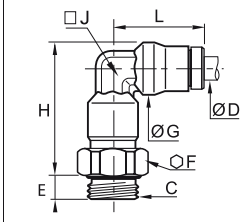

ØD	C		E	F	G	H	J	L	kg
4	M5x0.8	3669 04 19	3.5	10	10	27.5	7	18	0.014
	G1/8	3669 04 10	5.5	13	10	25.5	7	18	0.017
6	G1/8	3669 06 10	5.5	13	12	31	8	21.5	0.024
	G1/4	3669 06 13	6.5	16	12	30.5	8	21.5	0.028
8	G1/8	3669 08 10	5.5	14	15	33.5	10	23.5	0.031
	G1/4	3669 08 13	5.5	16	15	34	10	23.5	0.035
10	G1/4	3669 10 13	6.5	18	17.5	42	12	29	0.052
	G3/8	3669 10 17	7.5	20	17.5	41	12	29	0.056
12	G1/4	3669 12 13	6.5	20	19.5	47	15	31	0.070
	G3/8	3669 12 17	7.5	20	19.5	46	15	31	0.072
14	G1/2	3669 14 21	9	24	21.5	49	16	34	0.094

The body swivels for positioning purposes.

3608 Stud Branch Tee, Male BSPT Thread

FDA chemical nickel-plated brass, FKM

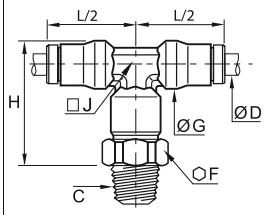

ØD	C		F	G	H	J	L/2	kg
4	R1/8	3608 04 10	10	10	24.5	7	18	0.020
6	R1/8	3608 06 10	13	12	29.5	8	21.5	0.031
	R1/4	3608 06 13	14	12	30.5	8	21.5	0.038
8	R1/8	3608 08 10	14	15	32.5	10	23.5	0.040
	R1/4	3608 08 13	14	15	34	10	23.5	0.047
10	R1/4	3608 10 13	18	17.5	39	12	29	0.067
	R3/8	3608 10 17	18	17.5	41	12	29	0.070
12	R3/8	3608 12 17	20	19.5	46.5	15	31	0.094
14	R1/2	3608 14 21	22	21.5	50.5	16	34	0.125

The body swivels for positioning purposes.

3603 Stud Run Tee, Male BSPT Thread

FDA chemical nickel-plated brass, FKM

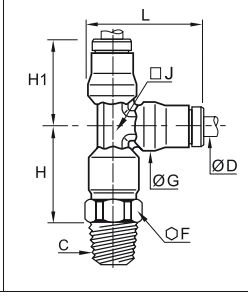

ØD	C		F	G	H	H1	J	L	kg
4	R1/8	3603 04 10	10	10	19.5	18	7	23	0.018
6	R1/8	3603 06 10	13	12	23.5	21.5	8	28	0.031
	R1/4	3603 06 13	14	12	24.5	21.5	8	28	0.037
8	R1/8	3603 08 10	14	15	25	23.5	10	31	0.041
	R1/4	3603 08 13	14	15	26.5	23.5	10	31	0.044
10	R1/4	3603 10 13	18	17.5	30.5	29	12	37.5	0.067
	R3/8	3603 10 17	18	17.5	32.5	29	12	37.5	0.069
12	R3/8	3603 12 17	20	19.5	36.5	31	15	40.5	0.103
14	R1/2	3603 14 21	22	21.5	40	34	16	45	0.147

The body swivels for positioning purposes.

3698 Stud Branch Tee, Male BSPP and Metric Thread

FDA chemical nickel-plated brass, FKM

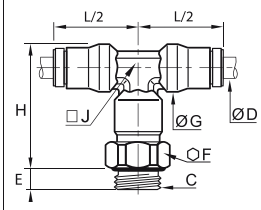

ØD	C		E	F	G	H	J	L/2	kg
4	M5x0.8	3698 04 19	3.5	10	10	27.5	7	18	0.018
	G1/8	3698 04 10	5.5	13	10	25.5	7	18	0.021
6	G1/8	3698 06 10	5.5	13	12	31	8	21.5	0.031
	G1/4	3698 06 13	6.5	16	12	30.5	8	21.5	0.035
8	G1/8	3698 08 10	5.5	14	15	33.5	10	23.5	0.041
	G1/4	3698 08 13	6.5	16	15	34	10	23.5	0.045
10	G1/4	3698 10 13	6.5	18	17.5	42	12	29	0.066
12	G3/8	3698 12 17	7.5	20	19.5	46	15	31	0.088
14	G1/2	3698 14 21	9	24	21.5	49	16	34	0.111

The body swivels for positioning purposes.

Stud Fittings

3693 Stud Run Tee, Male BSPP and Metric Thread

FDA chemical nickel-plated brass, FKM

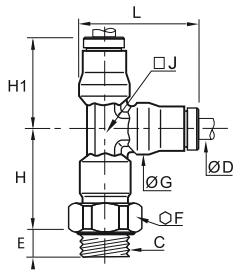

ØD	C		E	F	G	H	H1	J	L	kg
4	M5x0.8	3693 04 19	3.5	10	10	22.5	18	7	23	0.019
	G1/8	3693 04 10	5.5	13	10	20.5	18	7	23	0.021
6	G1/8	3693 06 10	5.5	13	12	25	21.5	8	28	0.031
	G1/4	3693 06 13	6.5	16	12	24.5	21.5	8	28	0.035
8	G1/8	3693 08 10	5.5	14	15	26.5	23.5	10	31	0.041
	G1/4	3693 08 13	6.5	16	15	26.5	23.5	10	31	0.044
10	G1/4	3693 10 13	6.5	18	17.5	33	29	12	37.5	0.066
12	G3/8	3693 12 17	7.5	20	19.5	36.5	31	15	40.5	0.090
14	G1/2	3693 14 21	9	24	21.5	38.5	34	16	45	0.112

The body swivels for positioning purposes.

3618 Single Banjo, Male BSPP and Metric Thread

FDA chemical nickel-plated brass, FKM

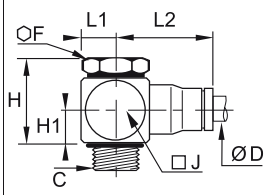

ØD	C		F	H	H1	J	L1	L2	kg
4	M5x0.8	3618 04 19	8	14.5	6.5	10	6	18.5	0.011
	G1/8	3618 04 10	14	23	9.5	17	10	20.5	0.029
6	M5x0.8	3618 06 19	8	15	7	10	6	22.5	0.015
	G1/8	3618 06 10	14	23	9.5	17	10	23.5	0.031
	G1/4	3618 06 13	17	22	9	22	13	25.5	0.049
8	G1/8	3618 08 10	14	23	9.5	17	10	26	0.033
	G1/4	3618 08 13	17	22	9	22	13	27.5	0.051
10	G3/8	3618 10 17	22	33	14	22	13	32	0.105

Maximum temperature: +80°C

Each model has been designed to meet specific requirements: compactness due to small overall dimensions, with inter-connectability for customised configurations.

Tube-to-Tube Fittings

3606 Equal Tube-to-Tube Connector

FDA chemical nickel-plated brass, FKM

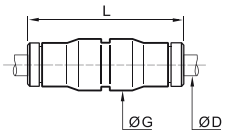

ØD		G	L	kg
4	3606 04 00	10	30.5	0.010
6	3606 06 00	12	36.5	0.016
8	3606 08 00	15	37.5	0.021
10	3606 10 00	17.5	47.5	0.034
12	3606 12 00	19.5	50	0.042
14	3606 14 00	21.5	52.5	0.050

3602 Equal Elbow

FDA chemical nickel-plated brass, FKM

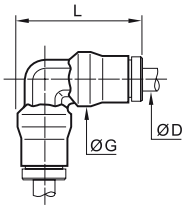

ØD		G	L	kg
4	3602 04 00	10	23	0.010
6	3602 06 00	12	28	0.016
8	3602 08 00	15	31	0.023
10	3602 10 00	17.5	37.5	0.033
12	3602 12 00	19.5	40.5	0.045
14	3602 14 00	21.5	45	0.056

3604 Equal Tee

FDA chemical nickel-plated brass, FKM

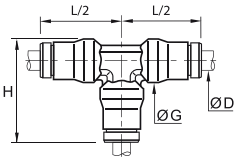

ØD		G	H	L/2	kg
4	3604 04 00	10	23	18	0.014
6	3604 06 00	12	28	21.5	0.023
8	3604 08 00	15	31	23.5	0.032
10	3604 10 00	17.5	37.5	29	0.048
12	3604 12 00	19.5	40.5	31	0.063
14	3604 14 00	21.5	45	34	0.078

Bulkhead Connector Fittings

3616 Equal Bulkhead Connector

FDA chemical nickel-plated brass, FKM

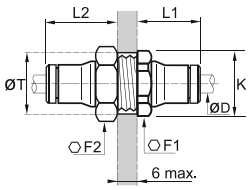

ØD		F1	F2	K	L1	L2	ØT min	kg
4	3616 04 00	13	14	14	14	20	12.5	0.018
6	3616 06 00	16	17	17.5	17	22	15	0.028
8	3616 08 00	18	19	19.5	18.5	23.5	17	0.035
10	3616 10 00	22	27	24	21.5	26.5	21	0.063
12	3616 12 00	24	24	26	23	27	23	0.062
14	3616 14 00	27	27	29.5	25.5	29.5	25	0.079

3636 Bulkhead Connector, Female BSPP Thread

FDA chemical nickel-plated brass, FKM

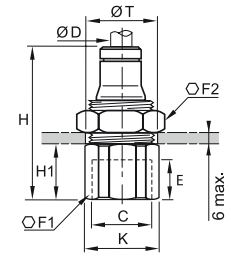

ØD	C		E	F1	F2	H	H1	K	ØT min	kg
4	G1/8	3636 04 10	8.5	14	14	30.5	11	15	13	0.020
6	G1/8	3636 06 10	8.5	17	17	33	11	18.5	15	0.033
	G1/4	3636 06 13	11.5	17	17	37	15	18.5	15	0.033
8	G1/8	3636 08 10	8.5	19	19	34	10.5	21	17	0.044
	G1/4	3636 08 13	11.5	19	19	38	14.5	21	17	0.044
10	G3/8	3636 10 17	12	22	27	42.5	16	24	21	0.073
12	G3/8	3636 12 17	12	24	24	43	16	26	23	0.077
	G1/2	3636 12 21	16	27	24	48.5	21.5	29.5	23	0.133

3639 Equal Bulkhead Elbow

FDA chemical nickel-plated brass, FKM

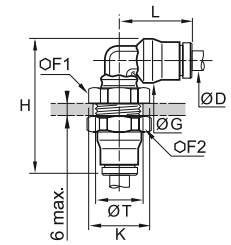

ØD		F1	F2	G	H	K	L	ØT min	kg
4	3639 04 00	13	14	10	35	14	18	12.5	0.023
6	3639 06 00	16	17	12	40.5	17.5	21.5	15	0.035
8	3639 08 00	18	19	15	44	19.5	23.5	17	0.046
10	3639 10 00	22	27	17.5	51	24	29	21	0.080
12	3639 12 00	24	24	19.5	55	26	31	23	0.086
14	3639 14 00	27	27	21.5	59	29.5	34	25	0.144

The body swivels for positioning purposes.

Plug-In Accessories

3666 Plug-In Reducer

FDA chemical nickel-plated brass, FKM

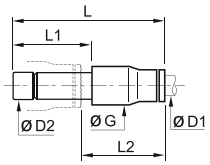

ØD1	ØD2		G	L	L1	L2	kg
4	6	3666 04 06	10	35	19.5	18	0.008
	8	3666 04 08	10	35.5	20	18	0.009
6	8	3666 06 08	12	38	20	20.5	0.012
	10	3666 06 10	12	43.5	25	21	0.015
8	10	3666 08 10	15	44	25	21.5	0.016
	12	3666 08 12	15	44	26	20.5	0.018
10	12	3666 10 12	17.5	50	26	27	0.026
12	14	3666 12 14	19.5	53	28	28.5	0.032

3667 Plug-In Metric/Inch Adaptor

FDA chemical nickel-plated brass, FKM

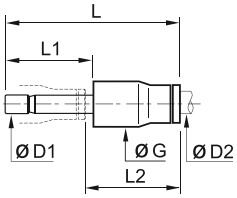

ØD1	ØD2		G	L	L1	L2	kg
6	1/4	3667 06 56	12.5	38.5	19.5	21	0.012
10	3/8	3667 10 60	17	49.5	25	27	0.026
12	1/2	3667 12 62	20	51	26	27.5	0.030

3668 Plug-In Increaser

FDA chemical nickel-plated brass, FKM

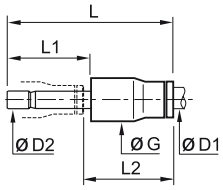

ØD1	ØD2		G	L	L1	L2	kg
6	4	3668 06 04	12	36	17	21.5	0.010

3622 Plug-In Barb Connector

FDA chemical nickel-plated brass

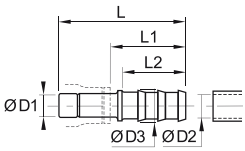

ØD1	ØD2		ØD3	L	L1	L2	kg
4	3.2	3622 04 53	5	40.5	27	22.5	0.003
	5	3622 04 05	7	40.5	27	22.5	0.005
6	5	3622 06 05	7	43	27	22.5	0.006
8	6.3	3622 08 56	8.3	42	25	22.5	0.008
	8	3622 08 08	10	44	27	22.5	0.010
10	6.3	3622 10 56	8.3	47.5	25.5	22.5	0.011
	8	3622 10 08	10	47.5	25.5	22.5	0.011
12	8	3622 12 08	10	48.5	25.5	22.5	0.015
	10	3622 12 10	10	48.5	25.5	22.5	0.014
	12.5	3622 12 62	14.5	57	34	29.5	0.019
14	12.5	3622 14 62	16	57.5	33	29.5	0.023
	14	3622 14 14	16	59.5	35	29.5	0.023

3620 Male Stem Connector

FDA chemical nickel-plated brass

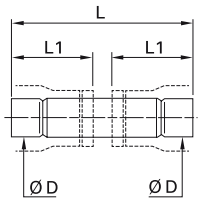

ØD		L	L1	kg
4	3620 04 00	31	14	0.002
6	3620 06 00	36.5	17	0.005
8	3620 08 00	37.5	17.5	0.007
10	3620 10 00	47.5	22.5	0.011
12	3620 12 00	49.5	23.5	0.015
14	3620 14 00	53	25	0.016

Plug-In Accessories

3626 Blanking Plug

FDA chemical nickel-plated brass

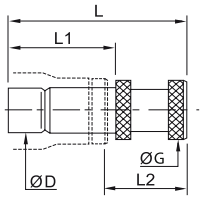

ØD		G	L	L1	L2	kg
4	3626 04 00	6	25.5	17.5	11.5	0.004
6	3626 06 00	8	30.5	19.5	13.5	0.009
8	3626 08 00	10	33	20	16	0.009
10	3626 10 00	12	40	25	18	0.015
12	3626 12 00	14	43	26	20	0.021
14	3626 14 00	16	47	28	22.5	0.029

0605 Fluoropolymer Tape

FKM

	kg
0605 12 12	0.012

Can be used for temperatures from - 250°C to +260°C.
Chemically inert and resistant to gases, acids, solvents, hydrocarbons, oils, alkalines, steam etc.
Non-toxic, waterproof, self-lubricating.
In accordance with CFR21.
Can be used on all materials.
Used to facilitate the preparation of leak-free threaded joints.
Supplied on a reel, length = 12 m; width = 12.7 mm; thickness 0.08 mm.

3000 70 00 Disconnection Tool

Treated steel

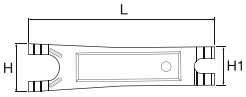

	H	H1	L	kg
3000 70 00	25	20	96	0.021

For disconnecting LF 3000® fittings/tubing where access is difficult, we recommend the use of this disconnection tool.

3610 Coloured Release Button Covers

Anodised aluminium

ØD			kg
6	3610 06 00	3610 06 04	0.004
8	3610 08 00	3610 08 04	0.007
10	3610 10 00	3610 10 04	0.011
12	3610 12 00	3610 12 04	0.013
14	3610 14 00	3610 14 04	0.016

Red and green colours are available upon request
Coloured release buttons covers help the identification of circuits and will protect your connections against spark projections.

LF 3800/LF 3900 Push-In Fittings Range

Stud Fittings

Straights

3805 3905 BSPT Page 1-79

3805 NPT Page 1-79

3801 3901 BSPP/Metric Page 1-79

3821 3921 BSPT Page 1-80

3821 3921 NPT Page 1-80

3831 3931 BSPP/Metric Page 1-80

3800 3900 Page 1-81

Straights - Inch

3805 NPT Page 1-79

3821 NPT Page 1-80

Elbows

3809 3909 BSPT Page 1-81

3809 NPT Page 1-81

3899 3999 BSPP/Metric Page 1-81

3889 3989 BSPT Page 1-82

3889 NPT Page 1-82

3879 3979 BSPP Page 1-82

Elbow - Inch

3889 NPT Page 1-82

Tees

3803 3903 BSPT Page 1-83

3803 NPT Page 1-83

3893 3993 BSPP/Metric Page 1-83

3808 3908 BSPT Page 1-83

3808 NPT Page 1-84

3898 3998 BSPP/Metric Page 1-84

Tube-to-Tube Fittings

Straight

3806 3906 Page 1-85

Straight - Inch

3806 3906 Page 1-85

Elbow

3802 3902 Page 1-85

Elbow - Inch

3802 3902 Page 1-85

Tee

3804 3904 Page 1-85

Tee - Inch

3804 Page 1-86

Bulkhead Connector Fittings

Straight

3816 3916 Page 1-86

Straight - Inch

3816 3916 Page 1-86

Plug-In Fittings and Accessories

3866 3966 Reducer Page 1-87

3826 Plug Page 1-87

Accessories

3800 70 Page 1-87

0605 Page 1-87

3000 70 Page 1-87

LF 3800/LF 3900 Push-In Fittings

Parker Legris has developed two ranges of **stainless steel fittings** (**LF 3800** or **LF 3900 in full 316L**) for conveying corrosive fluids in **aggressive environments**. These ranges provide two complementary levels of corrosion resistance and a **hygienic external design**.

Product Advantages

High Resistance to Aggressive Environments

- LF 3800: excellent for conveying aggressive fluids
- LF 3900: maximum chemical resistance to internal and external corrosion
- Hygienic external design for reducing retention zones
- Easy cleaning in situ
- Proven gripping technology

Wide Range of Applications

- Perfect for permanent contact with foodstuffs
- Compatible with frequent sterilization
- Excellent in saline environments and outdoor applications
- Resistant to industrial cleaning agents and detergents
- Compatible with polymer and grooved stainless steel tubing
- One fitting for many applications: optimised stock management

Reliability & Safety

- All-metal product allowing detection of all components
- Full bore, with minimal pressure drop
- Resistant to hammering, mechanical shock and impulse
- Manual connection and disconnection, no tools required
- 100% leak-tested in production
- Date coding to guarantee quality and traceability
- IP 51 bulkhead: complete protection against ingress in food and non-food zones

Applications

Food Process
Paper Industry
Petrochemical
Pharmaceutical
Chemical
Medical

Technical Characteristics

Compatible Fluids	All fluids compatible with the fitting and tubing component materials
Working Pressure	Vacuum to 30 bar (20 bar: 3879/3979 and 3889/3989)
Working Temperature	-20° to +150°C

Adaptor Tightening Torque	Threads	M5x0.8	G1/8	G1/4	G3/8	G1/2
	daN.m	0.16	0.8	1.2	3	3.5
Bulkhead Tightening Torque	Ø (mm)	4	6	8	10	12
	daN.m min. max.	0.5 0.9	0.5 0.9	0.6 1	0.6 1	0.6 1

Reliable performance is dependent upon the type of fluid conveyed, component materials and tubing being used.
Use is guaranteed with a vacuum of 755 mm Hg (99% vacuum).

Component Materials

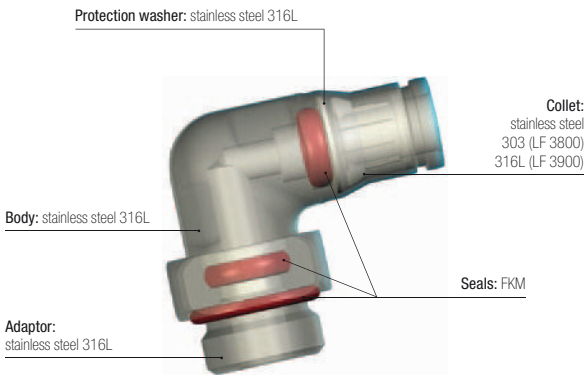

Silicone-free

Regulations

ISO 14743 Pneumatic transmissions, push-in fittings for thermoplastic tubing
DI: 97/23/EC (PED)
DI : 2002/95/EC (RoHS), 2011/65/EC
DI: 94/9/EC (ATEX)
RG : 1907/2006 (REACH)
UL94 V-0: Seal
RG: 21CFR (FDA)
RG: 1935/2004/EC
USDA NSF H1: Grease

Stud Fittings

3805/3905 Stud Fitting, Male BSPT Thread

Stainless steel 316L, FKM

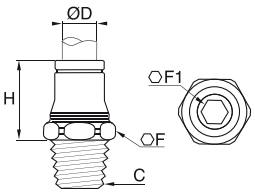

ØD	C			F	F1	H	kg
4	R1/8	3805 04 10	3905 04 10	10	3	14.5	0.008
	R1/4	3805 04 13	3905 04 13	14	3	14.5	0.016
6	R1/8	3805 06 10	3905 06 10	13	4	18	0.012
	R1/4	3805 06 13	3905 06 13	14	4	16.5	0.018
8	R1/8	3805 08 10	3905 08 10	15	5	19	0.015
	R1/4	3805 08 13	3905 08 13	15	6	18	0.018
	R3/8	3805 08 17	3905 08 17	17	6	18.5	0.025
10	R1/4	3805 10 13	3905 10 13	19	6	24	0.029
	R3/8	3805 10 17	3905 10 17	19	6	22.5	0.031
12	R1/4	3805 12 13	3905 12 13	22	7	25	0.035
	R3/8	3805 12 17	3905 12 17	22	8	24	0.038
	R1/2	3805 12 21	3905 12 21	22	10	23	0.046

3805 Stud Fitting, Male NPT Thread

Stainless steel 316L, FKM

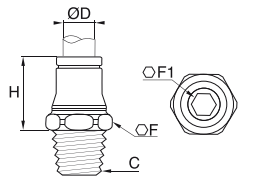

ØD	C		F	F1	H	kg
4	NPT1/8	3805 04 11	11	3	14.5	0.009
6	NPT1/8	3805 06 11	13	4	18	0.012
	NPT1/4	3805 06 14	14	4	16.5	0.017
8	NPT1/8	3805 08 11	15	5	19	0.015
	NPT1/4	3805 08 14	15	6	18	0.019
10	NPT1/4	3805 10 14	19	6	24	0.028
	NPT3/8	3805 10 18	19	7	22.5	0.031
12	NPT1/4	3805 12 14	22	7	25	0.035
	NPT3/8	3805 12 18	22	8	24	0.039
	NPT1/2	3805 12 22	22	10	23	0.045

3805 Stud Fitting, Male NPT Thread — Inch

Stainless steel 316L, FKM

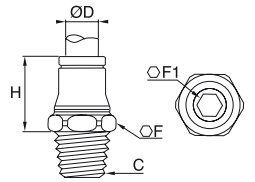

ØD	C		F	F1	H	kg
3/16	NPT1/8	3805 55 11	10	3	15.5	0.010
	NPT1/4	3805 55 14	14	3	15.5	0.016
1/4	NPT1/8	3805 56 11	13	4	19	0.012
	NPT1/4	3805 56 14	14	4	17.5	0.017
3/8	NPT1/4	3805 60 14	19	6	25	0.029
	NPT3/8	3805 60 18	19	7	24	0.032
1/2	NPT1/4	3805 62 14	22	7	26	0.039
	NPT3/8	3805 62 18	22	8	25	0.042
	NPT1/2	3805 62 22	22	10	25	0.050

5/32" (4 mm) and 5/16" (8 mm) also available

3801/3901 Stud Fitting, Male BSPP and Metric Thread

Stainless steel 316L, FKM

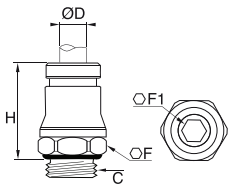

ØD	C			F	F1	H	kg
4	M5x0.8	3801 04 19	3901 04 19	10	2.5	17	0.006
	G1/8	3801 04 10	3901 04 10	13	3	16.5	0.009
6	M5x0.8	3801 06 19	3901 06 19	13	2.5	20.5	0.010
	G1/8	3801 06 10	3901 06 10	13	4	18	0.010
	G1/4	3801 06 13	3901 06 13	17	4	18	0.015
8	G1/8	3801 08 10	3901 08 10	15	5	19	0.013
	G1/4	3801 08 13	3901 08 13	17	5	20.5	0.017
	G3/8	3801 08 17	3901 08 17	21	6	20	0.027
10	G1/4	3801 10 13	3901 10 13	19	7	25	0.025
	G3/8	3801 10 17	3901 10 17	21	7	25	0.035
12	G1/4	3801 12 13	3901 12 13	21	7	27	0.030
	G3/8	3801 12 17	3901 12 17	21	9	26.5	0.034

Other products are available upon request; please do not hesitate to consult us.

Stud Fittings

3821/3921 Stud Standpipe, Male BSPT Thread

Stainless steel 316L

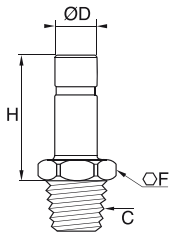

ØD	C			F	H	kg
4	R1/8	3821 04 10	3921 04 10	10	21	0.006
6	R1/8	3821 06 10	3921 06 10	10	23	0.007
	R1/4	3821 06 13	3921 06 13	14	24	0.015
8	R1/8	3821 08 10	3921 08 10	11	24	0.008
	R1/4	3821 08 13	3921 08 13	14	25	0.015
10	R1/4	3821 10 13	3921 10 13	19	30	0.020
	R3/8	3821 10 17	3921 10 17	19	30	0.022
12	R1/4	3821 12 13	3921 12 13	19	31	0.017
	R3/8	3821 12 17	3921 12 17	19	31	0.022
	R1/2	3821 12 21	3921 12 21	22	32	0.040

3821/3921 Stud Standpipe, Male NPT Thread

Stainless steel 316L

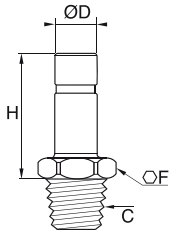

ØD	C			F	H	kg
4	R1/8	3821 04 11	3921 04 11	10	21	0.006
6	R1/8	3821 06 11	3921 06 11	10	23	0.008
	R1/4	3821 06 14	3921 06 14	14	24	0.016
8	R1/8	3821 08 11	3921 08 14	14	24	0.010
	R1/4	3821 08 14	3921 08 14	14	25	0.016
10	R1/4	3821 10 14	3921 10 14	14	30	0.016
	R3/8	3821 10 18	3921 10 18	17	30	0.022
12	R1/4	3821 12 14	3921 12 14	14	31	0.022
	R3/8	3821 12 18	3921 12 18	17	31	0.026
	R1/2	3821 12 22	3921 12 22	22	32	0.052

3821 Stud Standpipe, Male NPT Thread — Inch

Stainless steel 316L

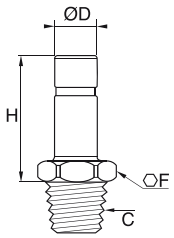

ØD	C		F	H	kg
3/16	NPT1/8	3821 55 11	9.9	24.9	0.009
1/4	NPT1/8	3821 56 11	9.9	25.9	0.009
	NPT1/4	3821 56 14	14	26.9	0.018
3/8	NPT1/4	3821 60 14	19	32	0.018
	NPT3/8	3821 60 18	19	32	0.029
1/2	NPT1/4	3821 62 14	19	36.1	0.033
	NPT3/8	3821 62 18	19	37.1	0.037
	NPT1/2	3821 62 22	22.1	37.1	0.055

5/32" (4 mm) and 5/16" (8 mm) also available

3831/3931 Stud Standpipe, Male BSPP and Metric Thread

Stainless steel 316L, FKM

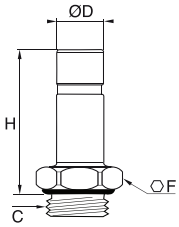

ØD	C			F	H	K	kg
4	M5x0.8	3831 04 19	3931 04 19	7	23.5	8	0.005
	G1/8	3831 04 10	3931 04 10	13	22	14	0.008
	G1/4	3831 04 13	3931 04 13	17	22	18.5	0.016
6	G1/8	3831 06 10	3931 06 10	13	24	14	0.009
	G1/4	3831 06 13	3931 06 13	17	24	18.5	0.015
8	G1/8	3831 08 10	3931 08 10	13	25	14	0.010
	G1/4	3831 08 13	3931 08 13	17	27	18.5	0.018
	G3/8	3831 08 17	3931 08 17	21	27	23	0.025
10	G1/4	3831 10 13	3931 10 13	17	32	18.5	0.020
	G3/8	3831 10 17	3931 10 17	21	27	23	0.026
12	G1/4	3831 12 13	3931 12 13	17	33	18.5	0.022
	G3/8	3831 12 17	3931 12 17	21	33	23	0.028
	G1/2	3831 12 21	3931 12 21	24	36	26	0.043

LF 3800 : full 316L stainless steel (body) with 303 stainless steel collet, FKM seals
LF 3900 : full 316L, FKM seals

Stud Fittings

3800/3900 Cartridge

Stainless steel 316L, FKM

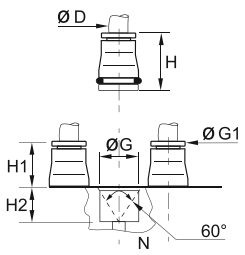

ØD			L	G	G1	H	H1	H2	kg
4	3800 04 00	3900 04 00	9.8	8	17	8.5	8.5	11	0.006
6	3800 06 00	3900 06 00	12.1	10	19	10.5	8.5	13.5	0.008
8	3800 08 00	3900 08 00	14.8	13	21	12.5	8.5	16	0.012
10	3800 10 00	3900 10 00	17.5	15	24.5	14	10.5	20	0.019
12	3800 12 00	3900 12 00	20	17	25	14.5	10.5	22.5	0.023

Cavity dimensions are available in Chapter 2.
3800: collet in stainless steel 303
3900: collet in stainless steel 316L

3809/3909 Stud Elbow, Male BSPT Thread

Stainless steel 316L, FKM

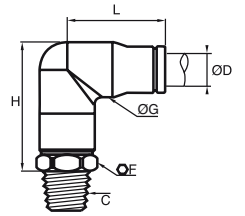

ØD	C			F	G	H	L	kg
4	R1/8	3809 04 10	3909 04 10	10	10	23.5	16.5	0.020
6	R1/8	3809 06 10	3909 06 10	13	12	27.5	20	0.031
	R1/4	3809 06 13	3909 06 13	14	12	27.5	25	0.036
8	R1/8	3809 08 10	3909 08 10	14	15	32	25	0.041
	R1/4	3809 08 13	3909 08 13	14	14.5	34	25	0.046
10	R1/4	3809 10 13	3909 10 13	19	17.5	37.5	27.5	0.068
	R3/8	3809 10 17	3909 10 17	19	17.5	37.5	27.5	0.069

The body swivels for positioning purposes.

3809 Stud Elbow, Male NPT Thread

Stainless steel 316L, FKM

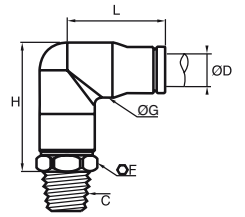

ØD	C		F	G	H	L	kg
4	NPT1/8	3809 04 11	11	10	25.5	18.5	0.021
6	NPT1/8	3809 06 11	13	12.5	29	22.5	0.025
	NPT1/4	3809 06 14	14	12.5	29	22.5	0.030
8	NPT1/8	3809 08 11	14	15	34	24	0.041
	NPT1/4	3809 08 14	14	15	34	24	0.046
10	NPT1/4	3809 10 14	19	17.5	39.5	30	0.057
	NPT3/8	3809 10 18	19	17.5	39.5	30	0.071

The body swivels for positioning purposes.

3899/3999 Stud Elbow, Male BSPP and Metric Thread

Stainless steel 316L, FKM

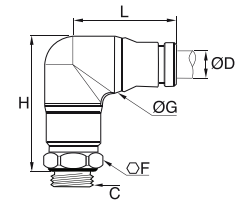

ØD	C			F	G	H	L	kg
4	M5x0.8	3899 04 19	3999 04 19	10	10	26	18	0.019
	G1/8	3899 04 10	3999 04 10	13	10	27	19	0.021
	G1/4	3899 04 13	3999 04 13	17	10	27	19	0.018
6	M5x0.8	3899 06 19	3999 06 19	13	12	33	24	0.031
	G1/8	3899 06 10	3999 06 10	6	12	33	24	0.031
	G1/4	3899 06 13	3999 06 13	17	12	32	24	0.035
8	G1/8	3899 08 10	3999 08 10	14	15	35	25	0.039
	G1/4	3899 08 13	3999 08 13	17	15	35	25	0.044
	G3/8	3899 08 17	3999 08 17	21	15	34.5	25	0.048
10	G1/4	3899 10 13	3999 10 13	19	17	43	31	0.068
	G3/8	3899 10 17	3999 10 17	21	17	42	31	0.072

The body swivels for positioning purposes.

Stud standpipe 3821, 3921, 3831, 3931 can be used as illustrated, allowing:

- stock optimisation
- installation of tees and elbows where required

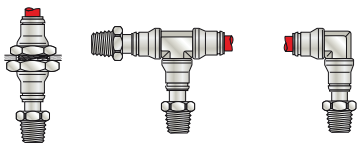

Stud Fittings

3889/3989 Compact Stud Elbow, Male BSPT Thread

Stainless steel 316L, FKM

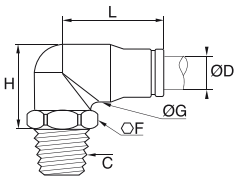

ØD	C			F	G	H	L	kg
4	R1/8	3889 04 10	3989 04 10	13	10	18	17	0.018
	R1/4	3889 04 13	3989 04 13	17	10	19.5	16.5	0.025
6	R1/8	3889 06 10	3989 06 10	13	12	21.5	20.5	0.026
	R1/4	3889 06 13	3989 06 13	14	12	21.5	20.5	0.032
8	R1/8	3889 08 10	3989 08 10	14	15	24	22	0.036
	R1/4	3889 08 13	3989 08 13	14	15	24	22	0.041
10	R1/4	3889 10 13	3989 10 13	17	17.5	28.5	27.5	0.057
	R3/8	3889 10 17	3989 10 17	19	17.5	28.5	27.5	0.062
12	R1/4	3889 12 13	3989 12 13	22	20	33.5	30	0.086
	R3/8	3889 12 17	3989 12 17	22	20	33.5	30	0.088
	R1/2	3889 12 21	3989 12 21	22	20	33.5	33	0.095

The body swivels for positioning purposes.
Max. 20 bar

3889 Compact Stud Elbow, Male NPT Thread

Stainless steel 316L, FKM

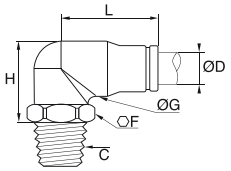

ØD	C		F	G	H	L	kg
4	NPT1/8	3889 04 11	13	10	17.5	19	0.019
6	NPT1/8	3889 06 11	13	12.5	20	22.5	0.020
	NPT1/4	3889 06 14	14	12.5	20	22.5	0.033
8	NPT1/8	3889 08 11	13	15	25	24	0.037
	NPT1/4	3889 08 14	14	15	24	24	0.037
10	NPT1/4	3889 10 14	17	17.5	27.5	27.5	0.058
	NPT3/8	3889 10 18	19	17.5	28.5	26.5	0.067
12	NPT1/4	3889 12 14	22	20	31.5	32.5	0.070
	NPT3/8	3889 12 18	22	20	32.5	32.5	0.087
	NPT1/2	3889 12 22	22	20	27.5	32.5	0.072

The body swivels for positioning purposes.
Max. 20 bar

3889 Compact Stud Elbow, Male NPT Thread — Inch

Stainless steel 316L, FKM

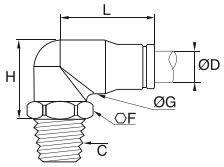

ØD	C		F	G	H	L	kg
3/16	NPT1/8	3889 55 11	10	9.9	20.6	19.6	0.019
	NPT1/4	3889 55 14	14	9.9	20.6	19.6	0.022
1/4	NPT1/8	3889 56 11	13	11.9	21.6	23.1	0.026
	NPT1/4	3889 56 14	14	11.9	21.6	23.1	0.031
3/8	NPT1/4	3889 60 14	17	17.5	28.4	30.5	0.059
	NPT3/8	3889 60 18	19	17.5	28.4	30.5	0.062
1/2	NPT1/4	3889 62 14	22	20.1	34	33	0.086
	NPT3/8	3889 62 18	22	20.1	34	33	0.088
	NPT1/2	3889 62 22	22	20.1	27.2	33	0.091

The body swivels for positioning purposes; 5/32" (4 mm) and 5/16" (8 mm) also available.
Max. 20 bar

3879/3979 Compact Stud Elbow, Male BSPP Thread

Stainless steel 316L, FKM

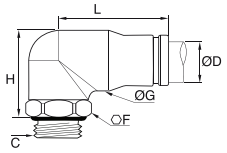

ØD	C			F	G	H	L	kg
4	G1/8	3879 04 10	3979 04 10	10	11	22	19	0.021
	G1/4	3879 04 13	3979 04 13	17	11	20	19	0.026
6	G1/8	3879 06 10	3979 06 10	13	12	24	24	0.029
	G1/4	3879 06 13	3979 06 13	17	12	22	24	0.034
8	G1/8	3879 08 10	3979 08 10	13	15	25	25	0.035
	G1/4	3879 08 13	3979 08 13	17	15	25	25	0.040
	G3/8	3879 08 17	3979 08 17	21	15	23	25	0.048
10	G1/4	3879 10 13	3979 10 13	18	17	43	31	0.056
	G3/8	3879 10 17	3979 10 17	21	17	40	31	0.067
12	G1/4	3879 12 13	3979 12 13	17	20	33	33	0.075
	G3/8	3879 12 17	3979 12 17	21	20	33	33	0.082
	G1/2	3879 12 21	3979 12 21	24	20	30	33	0.094

The body swivels for positioning purposes.
Max. 20 bar

Stud Fittings

3803/3903 Stud Run Tee, Male BSPT Thread

Stainless steel 316L, FKM

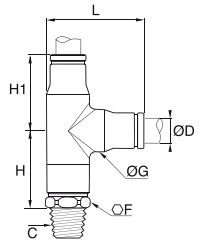

ØD	C			F	G	H	H1	L	kg
4	R1/8	3803 04 10	3903 04 10	10	10	19	17	22	0.020
6	R1/8	3803 06 10	3903 06 10	13	12	22	20	26.5	0.038
	R1/4	3803 06 13	3903 06 13	14	15	22	20	27	0.035
8	R1/8	3803 08 10	3903 08 10	14	15	24	23	31	0.050
	R1/4	3803 08 13	3903 08 13	14	15	24	23	31	0.055
10	R1/4	3803 10 13	3903 10 13	19	17.5	30	29	38	0.070
	R3/8	3803 10 17	3903 10 17	19	17.5	30	29	38	0.084

The body swivels for positioning purposes.

3803 Stud Run Tee, Male NPT Thread

Stainless steel 316L, FKM

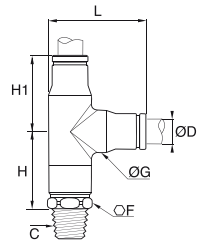

ØD	C		F	G	H	H1	L	kg
4	NPT1/8	3803 04 11	11	10	21	19	25	0.020
6	NPT1/8	3803 06 11	13	12	24	21	27	0.031
	NPT1/4	3803 06 14	14	12	24	21	27.5	0.037
8	NPT1/8	3803 08 11	14	15	26.5	24	30.5	0.050
	NPT1/4	3803 08 14	14	15	26.5	24	30.5	0.048
10	NPT1/4	3803 10 14	19	17.5	31	29.5	37.5	0.084

The body swivels for positioning purposes.

3893/3993 Stud Run Tee, Male BSPP and Metric Thread

Stainless steel 316L, FKM

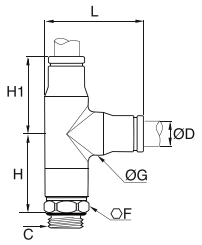

ØD	C			F	G	H	H1	L	kg
4	M5x0.8	3893 04 19	3993 04 19	10	11	21.5	19	24.5	0.023
	G1/8	3893 04 10	3993 04 10	13	11	21.5	19	24.5	0.026
	G1/4	3893 04 13	3993 04 13	17	11	22	19	28	0.033
6	G1/8	3893 06 10	3993 06 10	13	12	26.5	24	30	0.038
	G1/4	3893 06 13	3993 06 13	17	12	26	24	32	0.044
8	G1/8	3893 08 10	3993 08 10	14	15	27.5	25	32	0.049
	G1/8	3893 08 13	3993 08 13	17	15	28	25	33.5	0.054
	G3/8	3893 08 17	3993 08 17	21	15	27	25	35.5	0.094
10	G1/4	3893 10 13	3993 10 13	19	17	35.5	31	39.5	0.081
	G3/8	3893 10 17	3993 10 17	21	17	35.5	31	39.5	0.082

The body swivels for positioning purposes.

3808/3908 Stud Branch Tee, Male BSPT Thread

Stainless steel 316L, FKM

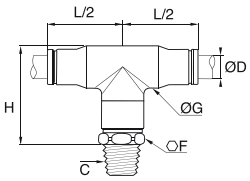

ØD	C			F	G	H	L/2	kg
4	R1/8	3808 04 10	3908 04 10	10	10	23.5	19	0.020
6	R1/8	3808 06 10	3908 06 10	13	12	27.5	24	0.038
	R1/4	3808 06 13	3908 06 13	14	12	27.5	24	0.043
8	R1/8	3808 08 10	3908 08 10	14	15	32	25	0.049
	R1/4	3808 08 13	3908 08 13	14	15	32	25	0.048
	R3/8	3808 08 17	3908 08 17	19	15	33	25	0.068
10	R1/4	3808 10 13	3908 10 13	19	17.5	37.5	31	0.081
	R3/8	3808 10 17	3908 10 17	19	17.5	37.5	31	0.070

The body swivels for positioning purposes.

These models enable compact connection for elbow outlets, thus allowing space saving.

Stud Fittings

3808 Stud Branch Tee, Male NPT Thread

Stainless steel 316L, FKM

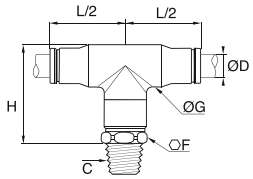

ØD	C		F	G	H	L/2	kg
4	NPT1/8	3808 04 11	11	10	22	19	0.021
6	NPT1/8	3808 06 11	13	12.5	30	24	0.031
	NPT1/4	3808 06 14	14	12.5	30	24	0.044
8	NPT1/8	3808 08 11	14	15	34	25	0.042
	NPT1/4	3808 08 14	14	15	34	25	0.048
10	NPT1/4	3808 10 14	19	17.5	40	31	0.069
	NPT3/8	3808 10 18	19	17.5	40	31	0.084

The body swivels for positioning purposes.

3898/3998 Stud Branch Tee, Male BSPP and Metric Thread

Stainless steel 316L, FKM

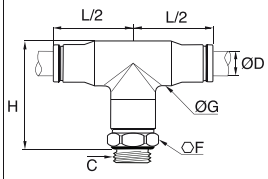

ØD	C			F	G	H	L/2	kg
4	M5x0.8	3898 04 19	3998 04 19	10	11	27	19	0.024
	G1/8	3898 04 10	3998 04 10	13	11	27	19	0.026
	G1/4	3898 04 13	3998 04 13	17	11	27	19	0.032
6	M5x0.8	3898 06 19	3998 06 19	13	12	33.5	24	0.038
	G1/8	3898 06 10	3998 06 10	13	12	33	24	0.038
	G1/4	3898 06 13	3998 06 13	17	12	32	24	0.043
8	G1/8	3898 08 10	3998 08 10	14	15	35	25	0.051
	G1/4	3898 08 13	3998 08 13	17	15	35	25	0.054
	G3/8	3898 08 17	3998 08 17	21	15	34.5	25	0.058
10	G1/4	3898 10 13	3998 10 13	19	17	43	31	0.082
	G3/8	3898 10 17	3998 10 17	21	17	41	31	0.087

The body swivels for positioning purposes.

LF 3800 : full 316L stainless steel (body) with 303 stainless steel collet, FKM seals
LF 3900 : full 316L, FKM seals

Tube-to-Tube Fittings

3806/3906 Equal Straight Connector

Stainless steel 316L, FKM

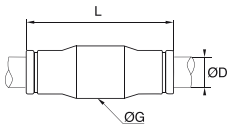

ØD			G	L	kg
4	3806 04 00	3906 04 00	10	29	0.009
6	3806 06 00	3906 06 00	12	34	0.015
8	3806 08 00	3906 08 00	15	36	0.019
10	3806 10 00	3906 10 00	17.5	45	0.032
12	3806 12 00	3906 12 00	20	46.5	0.041

3806/3906 Equal Straight Connector — Inch

Stainless steel 316L, FKM

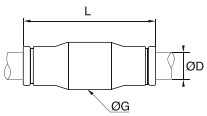

ØD			G	L	kg
3/16	3806 55 00	3906 55 00	9.9	30	0.010
1/4	3806 56 00	3906 56 00	11.9	35.1	0.015
3/8	3806 60 00	3906 60 00	17.5	46	0.030
1/2	3806 62 00	3906 62 00	20.1	48	0.040

5/32" (4 mm) and 5/16" (8 mm) also available

3802/3902 Equal Stud Elbow

Stainless steel 316L, FKM

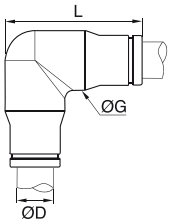

ØD			G	L	kg
4	3802 04 00	3902 04 00	10	21.5	0.015
6	3802 06 00	3902 06 00	12	26.5	0.024
8	3802 08 00	3902 08 00	15	29.5	0.031
10	3802 10 00	3902 10 00	17.5	36.5	0.051
12	3802 12 00	3902 12 00	20	40	0.069

3802/3902 Equal Stud Elbow — Inch

Stainless steel 316L, FKM

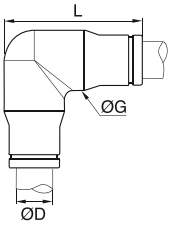

ØD			G	L	kg
3/16	3802 55 00	3902 55 00	9.9	24.4	0.011
1/4	3802 56 00	3902 56 00	11.9	29	0.023
3/8	3802 60 00	3902 60 00	17.5	39.6	0.042
1/2	3802 62 00	3902 62 00	20.1	40.9	0.070

5/32" (4 mm) and 5/16" (8 mm) also available

3804/3904 Equal Tee

Stainless steel 316L, FKM

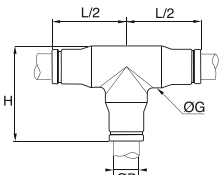

ØD			G	L	L/2	kg
4	3804 04 00	3904 04 00	10	22	19	0.015
6	3804 06 00	3904 06 00	12	26	24	0.031
8	3804 08 00	3904 08 00	15	29.5	25	0.041
10	3804 10 00	3904 10 00	17.5	36.5	31	0.064
12	3804 12 00	3904 12 00	20	40	33	0.064

Bulkhead Connector Fittings

3804/3904 Equal Tee

Inch

Stainless steel 316L, FKM

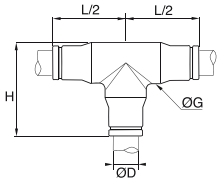

ØD			G	H	L/2	kg
3/16	3804 55 00	3904 55 00	9.9	22.6	19	0.017
1/4	3804 56 00	3904 56 00	11.9	26.9	22	0.031
3/8	3804 60 00	3904 60 00	17.5	37.6	30	0.059
1/2	3804 62 00	3904 62 00	20.1	40.9	32	0.090

5/32" (4 mm) and 5/16" (8 mm) also available

3816/3916 Equal Bulkhead Connector

Stainless steel 316L, FKM

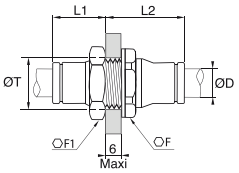

ØD			F	F1	L1	L2	ØT	kg
4	3816 04 00	3916 04 00	13	14	13.5	19.5	13	0.017
6	3816 06 00	3916 06 00	17	17	16.5	21.5	14	0.027
8	3816 08 00	3916 08 00	19	19	18	24	16	0.034
10	3816 10 00	3916 10 00	22	22	21.5	27.5	21	0.049
12	3816 12 00	3916 12 00	24	24	24	29	23	0.059

IP51 sealing

3816/3916 Equal Bulkhead Connector

Inch

Stainless steel 316L, FKM

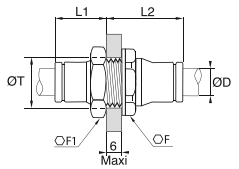

ØD			F	F1	L1	L2	ØT	kg
3/16	3816 55 00	3916 55 00	17	13	15	21.1	12.4	0.019
1/4	3816 56 00	3916 56 00	19	17	17	22.6	14.5	0.027
3/8	3816 60 00	3916 60 00	27	22	22.1	27.4	20.6	0.052
1/2	3816 62 00	3916 62 00	27	27	20	29	20.1	0.076

IP51 sealing
5/32" (4 mm) and 5/16" (8 mm) also available

LF 3800/LF 3900 push-in fittings allow connection with several types of Parker Legris tubing shown in Chapter 3 of this catalogue, "Technical Tubing and Hose":

- PFA tubing
- Fluoropolymer tubing
- Polyethylene tubing
- Semi-rigid polyamide and flexible Crystal polyurethane tubing

Plug-In Fittings and Accessories

3866/3966 Push-In Reducer

Stainless steel 316L, FKM

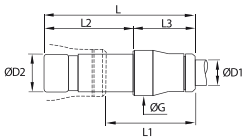

ØD1	ØD2			G	L	L1	L2	L3	kg
4	6	3866 04 06	3966 04 06	10	35	19	19	16	0.009
	8	3866 04 08	3966 04 08	10	34	17	20	14	0.011
6	8	3866 06 08	3966 06 08	12	42	24	23	19	0.015
	10	3866 06 10	3966 06 10	12	41	19	25	16	0.019
8	10	3866 08 10	3966 08 10	15	45	22.5	25	20	0.021
	12	3866 08 12	3966 08 12	15	43	20	26	17	0.025
10	12	3866 10 12	3966 10 12	17	50	23	26	24	0.029

3826 Blanking Plug

Stainless steel 316L

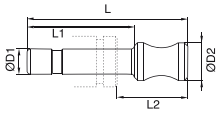

ØD1	ØD2		L	L1	L2	kg
4	6	3826 04 00	25	17	11	0.003
6	8	3826 06 00	30.4	19.5	13.5	0.007
8	10	3826 08 00	33	20	14	0.014
10	12	3826 10 00	40	25	17	0.025
12	14	3826 12 00	43	26	19	0.038

3800/3900 Pre-Grooving Tool for Stainless Steel Tubing

Treated steel

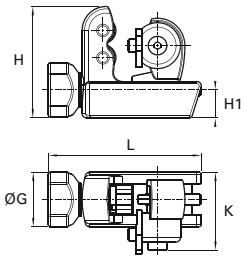

		G	H	H1	K	L	kg
3800 70 00	3900 70 00	25	51	13	36	70	0.326

This tool correctly pre-grooves 4-12 mm O.D. and 3/16"-1/2" O.D. stainless steel tubing, to ensure that the LF 3800/LF 3900 collet grips the tube securely.

0605 Fluoropolymer Tape

FKM

	kg
0605 12 12	0.012

Can be used for temperatures from - 250°C to +260°C.
Chemically inert and resistant to gases, acids, solvents, hydrocarbons, oils, alkalines, steam, etc.
Non-toxic, waterproof, self-lubricating.
In accordance with CFR21.
Can be used on all materials.
Used to facilitate the preparation of leak-free threaded joints.
Supplied on a reel: length = 12 m; width = 12.7 mm; thickness = 0.08 mm.

3000 Disonnection Tool

Treated steel

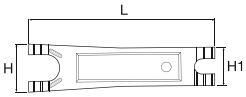

	H	H1	L	kg
3000 70 00	25	20	96	0.021

For disconnecting push-in tubing/fittings where access is difficult, we recommend the use of this disconnection tool.

LF 6100 Push-In Fittings Range

Stud Fittings

Straights

6105
BSPT/Metric Taper
Page 1-91

6101
Metric Parallel
Page 1-91

6114
Metric Parallel
Page 1-91

Elbow

6179
BSPT Metric Taper
Page 1-91

Tube-to-Tube Fitings

Straight

6106
Page 1-92

Tee

6104
Page 1-92

Accessory

0138
Page 1-92

LF 6100 Push-In Fittings

This fittings range dedicated to **lubrication and vacuum systems**, combines very high performance and manual connection. This technology **secures the connection** and sealing performance, even at high pressure.

Product Advantages

Robust

- Designed for mechanically demanding environments
- Excellent pressure and temperature resistance
- Stamped brass forgings for increased service life

Secure & Reliable

- Perfect sealing guaranteed by the three rings
- The two sealing O-rings positioned before the gripping ring endure no scratching on the tube in the sealing area
- Manual connection for time-saving
- No fluid loss
- Tube cannot be disconnected without the use of a spanner
- Up to 60 bar with rigid polymer or grooved metal tubing
- 100% leak-tested in production

Applications

Construction Equipment
Lubrication
Transportation
Measurement Systems
Industrial Machines
Industrial Vacuum

Technical Characteristics

Compatible Fluids	Lubricants, compressed air, vacuum, other fluids and compatible gases
Working Pressure	Vacuum to 60 bar
Working Temperature	-20° to +120°C

Max./Min. Tightening Torques (daN.m)	Thread	M6 x1	M8 x1	M8 x1.25	M10 x1	M12 x1	M14 x1.5	R 1/8	R 1/4
	Taper	0.2/ 0.6	0.2/ 1.2	0.2/ 1	0.2/ 1.2	0.2/ 2	0.5/ 1.5	0.2/ 1.0	0.5/ 1.5
	Parallel	-	0.6/ 1	-	0.6/ 1	1.8/ 2.2	-	-	-

Reliable performance is dependent upon the type of fluid conveyed, component materials and tubing being used.
Use is guaranteed with a vacuum of 755 mm Hg (99% vacuum).

Component Materials

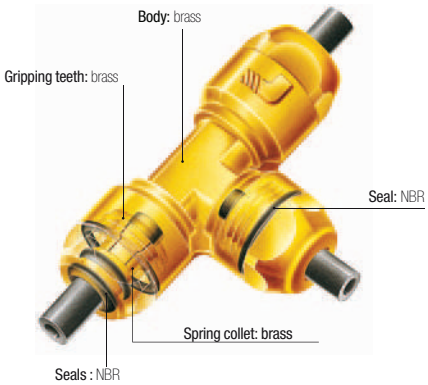

Silicone-free

Regulations

DI: 97/23/EC (PED)
DI: 2002/95/EC (RoHS), 2011/65/EC
DI: 94/9/EC (ATEX)
RG: 1907/2006 (REACH)

Performance

Working Pressure / Temperature According to the Tubing Used

	-20°C to +20°C		+20°C to +30°C		+30°C to +50°C		+50°C to +80°C		+80°C to 120°C
O.D. of Tube	Semi-Rigid PA	Rigid PA	Semi-Rigid PA	Rigid PA	Semi-Rigid PA	Rigid PA	Semi-Rigid PA	Rigid PA	FEP
2x4	40	-	33	-	25.5	-	19	-	-
2.5x4	-	52	-	43	-	32	-	24.5	7
2.7x4	23	-	19	-	15	-	11	-	-
4x6	24	45	20	37	15.5	29	11	21	6
5x8	-	52	-	43	-	33	-	24	-
6x8	17	32	14	27	11	21	8	15	4
6x10	-	57	-	47	-	37	-	27	-
7.5x10	17	-	14	-	11	-	8	-	-
8x10	14	-	12	-	9	-	7	-	3

Should your requirement not be covered by our standard range, please consult us for customised fittings.

Stud Fittings

6105 Stud Fitting, Male BSPT and Taper Metric Thread

Brass, NBR

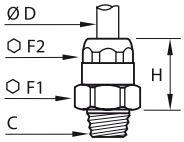

ØD	C		F1	F2	H	kg
4	M6x1	6105 04 52	13	11	16.5	0.013
4	M8x1	6105 04 56	13	11	14.5	0.012
4	M8x1.25	6105 04 57	13	11	14.5	0.012
4	M10x1	6105 04 60	13	11	14.5	0.014
4	R1/8	6105 04 10	13	11	14.5	0.014
4	R1/4	6105 04 13	14	11	12.5	0.018
6	M10x1	6105 06 60	17	14	16.5	0.024
6	R1/8	6105 06 10	17	14	17.5	0.026
6	M14x1.5	6105 06 71	17	14	16.5	0.028
6	R1/4	6105 06 13	17	14	16.5	0.030
8	M12x1	6105 08 65	19	21	24	0.041
10	M14x1.5	6105 10 71	22	24	26	0.005

6101 Stud Fitting, Male Parallel and Metric Thread

Brass, NBR

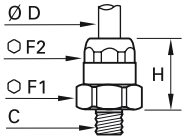

ØD	C		F1	F2	H	kg
4	M10x1	6101 04 60	13	11	14	0.014
6	M10x1	6101 06 60	17	14	17.5	0.026
	M12x1	6101 06 65	17	14	16.5	0.025

6114 Stud Fitting, Female Metric Parallel Thread

Brass, NBR

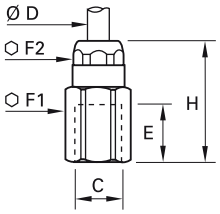

ØD	C		E	F1	F2	H	kg
4	M8x1	6114 04 56	8	13	11	25.5	0.021
6	M8x1	6114 06 56	8	17	14	28.5	0.043

6179 Stud Elbow, Male BSPT and Taper Metric Thread

Brass, NBR

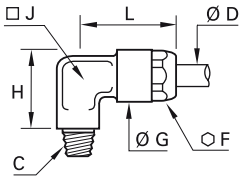

ØD	C		F	G	H	J	L	kg
4	M6x1	6179 04 52	11	12.5	14.5	6	20	0.014
	M8x1	6179 04 56	11	12.5	15	6	20	0.015
	M8x1.25	6179 04 57	11	12.5	15	6	20	0.015
	M10x1	6179 04 60	11	12.5	15.5	6	20	0.016
	R1/8	6179 04 10	11	12.5	15.5	6	20	0.017
	R1/4	6179 04 13	11	12.5	17	6	20	0.022
6	M10x1	6179 06 60	14	16	18	8	25.5	0.030
	M12x1	6179 06 65	14	16	18	8	25.5	0.030
	R1/8	6179 06 10	14	16	18	8	25.5	0.030
	R1/4	6179 06 13	14	16	19	8	25.5	0.035
8	M12x1	6179 08 65	17	19	21	10	30	0.047

Tube-to-Tube Fittings

6106 Tube-to-Tube Connector

Brass, NBR

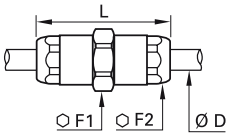

ØD		F1	F2	L	kg
4	6106 04 00	13	11	34	0.025
6	6106 06 00	17	14	39	0.044
8	6106 08 00	19	17	46	0.069

6104 Equal Tee

Brass, NBR

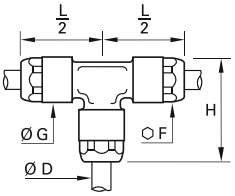

ØD		F	G	H	L/2	kg
4	6104 04 00	11	12.5	26.5	20	0.032
6	6104 06 00	14	16	32.5	25.5	0.066
8	6104 08 00	17	19	38	30	0.103

0138 Copper Washer

Copper

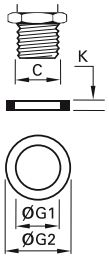

C		G1	G2	K	kg
M8	0138 08 00	8.3	11	1	0.001
M10	0138 10 00	10.3	13.5	1	0.001
M12	0138 12 00	12.3	15.5	1.3	0.072

DIN 7603
ISO 65061

Related Products

The Parker Legris push-in system for centralised lubrication is designed for use with various polymer tubing found in Chapter 3, "Technical Tubing and Hose":

- Fireproof High Resistance PA Tubing
- Rigid and Semi-Rigid Calibrated Polyamide Tubing
- Fluoropolymer Tubing